

# LIGHT & RETAIL

# CONTENTS

---

## LIGHT & FASHION

---

Atmospheric lighting creates a cosy atmosphere and shows off the high-quality products to their best advantage.

---

PAGE 6



## LIGHT & FOOD

---

Everything depends on the interplay between ambient lighting and accent lighting when it is a matter of emphasising the freshness of the food in an ideal way.

---

PAGE 32



## LIGHT & SHOP

---

Create a perfect lighting concept and set highlights with the help of points of light arranged close together so that your product is presented in an optimum manner.

---

PAGE 60



## LIGHT & AUTOMOTIVE

---

Spark enthusiasm with a well-thought-out lighting design for all application areas from the display of the new car via delivery as far as the workshop.

---

PAGE 70



## PRODUCT RANGE

---

Light is fast, magical and astonishingly efficient. Why not profit from a multi-faceted range and our many years of experience?

---

PAGE 77





## LIGHT IS OUR PASSION

---

Lighting can create orientation, attract attention to products and arouse interest. Lighting fascinates because it is able in different ways to encourage us to buy. And exactly that is what has been motivating us and driving us for more than 30 years. Our special field: retail areas. We develop customised lighting concepts, standard and special products and services in line with the market. At the same time we always keep an eye on sustainability and also provide varied LED solutions for optimum and efficient illumination.

As a member of the Trilux Group we are a full-range supplier: besides the scene setting in the sales area we are able to competently and economically illuminate all of the adjacent areas inside or outside of the building.

**Showroom:**  
*It's about colour and contrast*  
 Experience the effect of our lighting management with different lighting scenarios for positive attention.



# WELCOME TO OUR LIGHTHOUSE!

Bright, open and modern – in the LightHouse bright colours, modern decoration and the current product range, with the latest LED technology and lighting management, reign. These are the best conditions for directly taking down your store requirements on the spot and implementing them in a customised lighting concept.

Get to know “LightHouse” and experience lighting on an area of 530 m². We look forward to your visit!

**Supermarket:**  
*It's about efficiency*  
 Select the optimum light colour for different freshness areas. Compare efficient lighting solutions for aisles containing the assortment.



**Concept Hall: It's about harmony**

[TO THE CONTACT FORM](#)



OKTALITE

---

# LIGHT & FASHION

100 % LED

TABLE OF CONTENTS

---

**UNDER ARMOUR** – Pretoria, South Africa

**GL** – DIE Mode – Arnsberg, Germany

**LENGERMANN & TRIESCHMANN** – Osnabrück, Germany

**PKZ MEN** – Bern, Switzerland

**KAISER** – Freiburg, Germany

**EINZELSTÜCK** – Wiesbaden, Germany

**GANT** – Stuttgart, Germany

**HALLHUBER** – Stuttgart, Germany

**SHOE CITY** – Berlin, Germany

**CARHARTT** – Düsseldorf, Germany

**DECATHLON** – Paris, France

**HIRMER** – München, Germany

**ETAM** – Rouen, France

**INTERSPORT** – Boulogne-sur-Mer, France

**ECKERLE** – München, Germany

**BREDL** – Ravensburg, Germany

**GOLFHOUSE** – Eschborn, Germany

**LEFFERS** – Wilhelmshaven, Germany

**SCHUH SCHMID** – Augsburg, Germany

**HELLNER MODEN** – Sylt, Germany

**BRAX STORE** – Sylt, Germany

**CAMEL ACTIVE STORE** – Sylt, Germany

**NAPAPIJRI STORE** – Sylt, Germany

**HÄMMERLE** – Wien, Austria

# UNDER ARMOUR

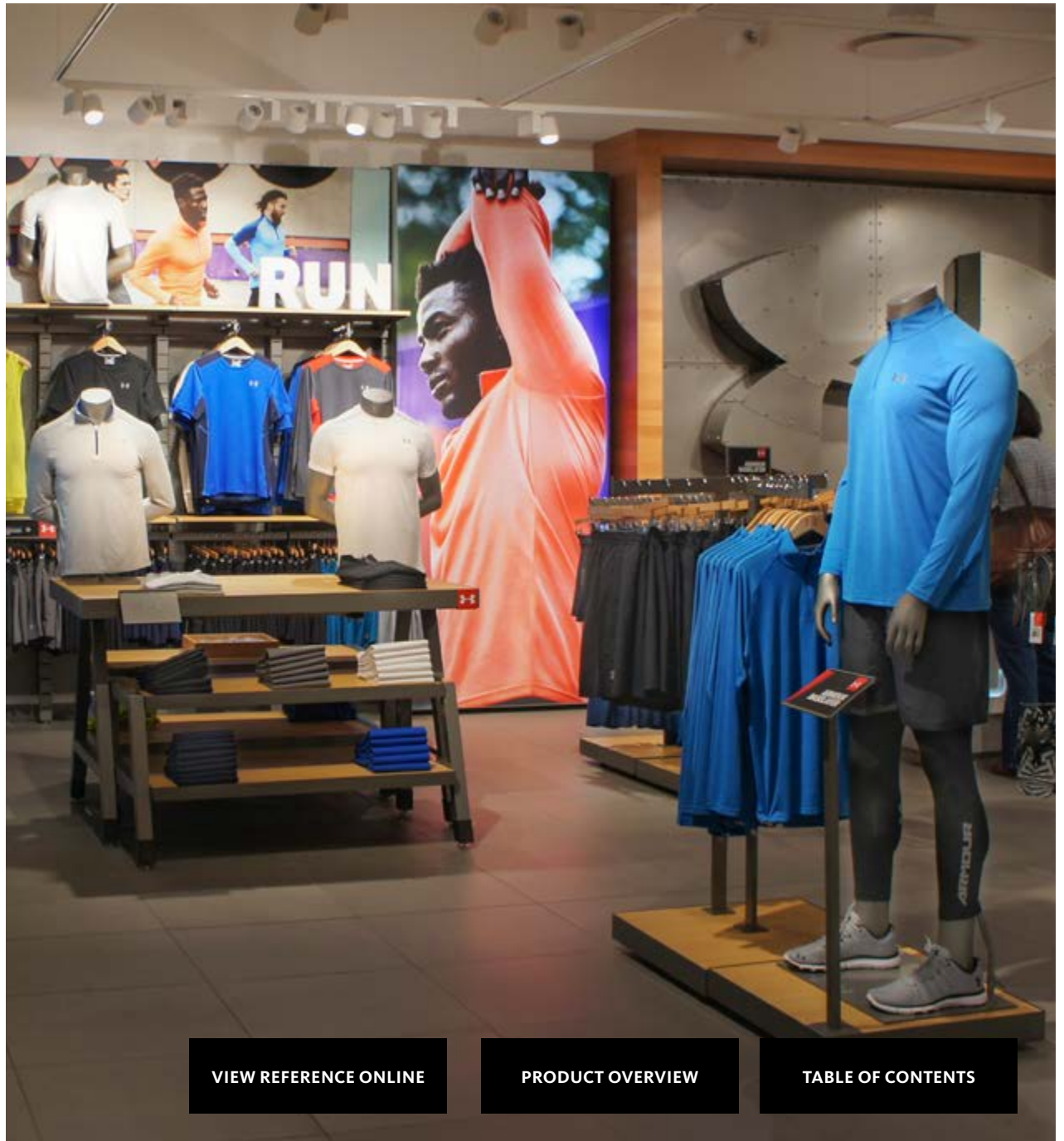
*Pretoria, South Africa*

---



PRODUCT  
**LOBU**

---



[VIEW REFERENCE ONLINE](#)

[PRODUCT OVERVIEW](#)

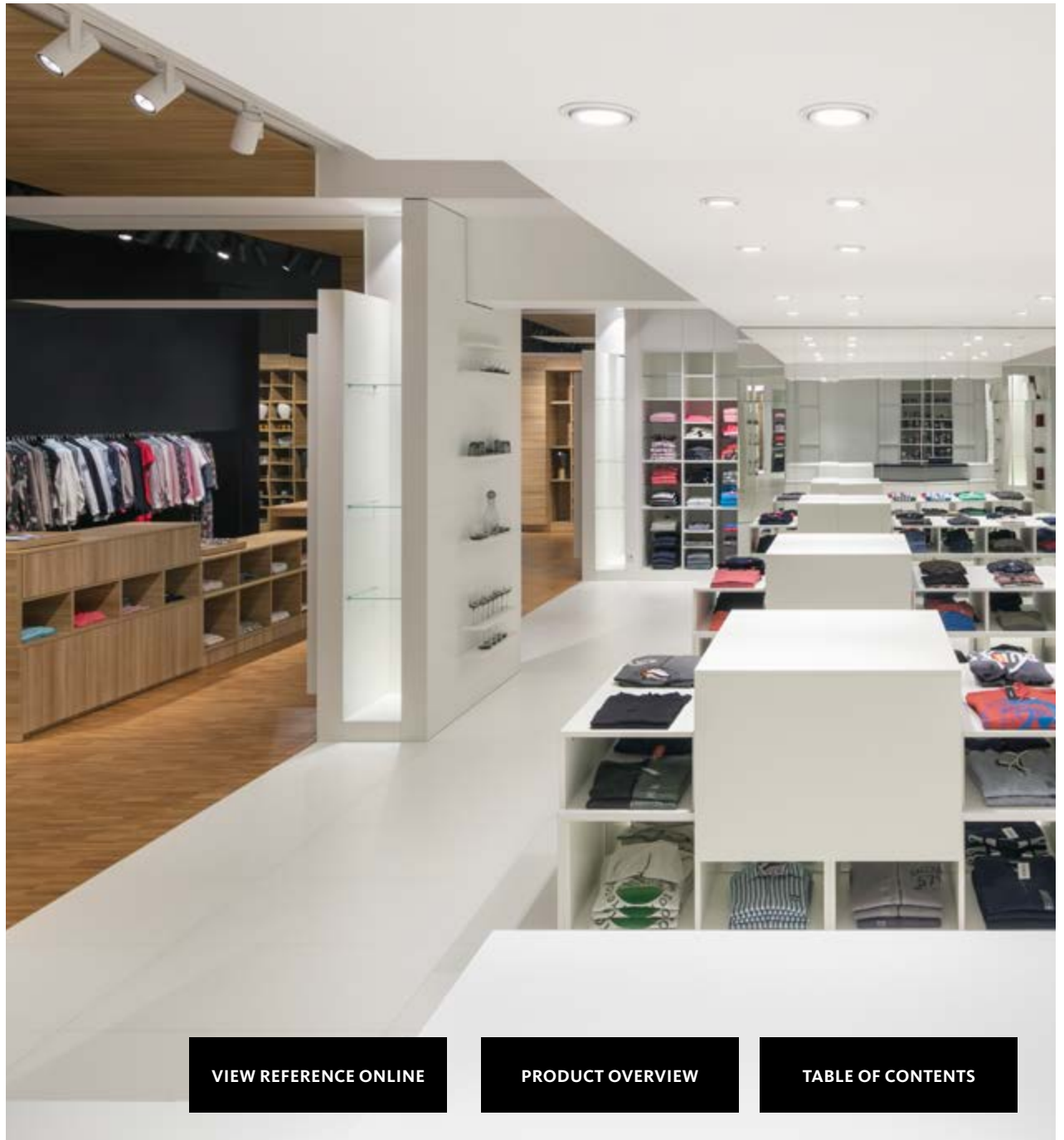
[TABLE OF CONTENTS](#)

# GL – DIE MODE

Arnsberg, Germany



PRODUCT  
**BONEO**



[VIEW REFERENCE ONLINE](#)

[PRODUCT OVERVIEW](#)


[TABLE OF CONTENTS](#)

# LENGERMANN & TRIESCHMANN

*Osnabrück, Germany*



PRODUCT  
**CANILO**



[VIEW REFERENCE ONLINE](#)

[PRODUCT OVERVIEW](#)

[TABLE OF CONTENTS](#)

# PKZ MEN


*Bern, Switzerland*

---



PRODUCT  
**SISTEMA**

---



[VIEW REFERENCE ONLINE](#)

[PRODUCT OVERVIEW](#)

[TABLE OF CONTENTS](#)

# KAISER

Freiburg, Germany

---



PRODUCT  
**SISTEMA**

---



[VIEW REFERENCE ONLINE](#)

[PRODUCT OVERVIEW](#)

[TABLE OF CONTENTS](#)

# EINZELSTÜCK

Wiesbaden, Germany

---



PRODUCT  
**TWINGLE  
SERIES**

---



[VIEW REFERENCE ONLINE](#)

[PRODUCT OVERVIEW](#)

[TABLE OF CONTENTS](#)

# GANT


Stuttgart, Germany

---



PRODUCT  
**TARO**

---



[VIEW REFERENCE ONLINE](#)

[PRODUCT OVERVIEW](#)

[TABLE OF CONTENTS](#)

# HALLHUBER

Stuttgart, Germany

---



PRODUCT  
**TARO  
MINI**

---



[VIEW REFERENCE ONLINE](#)

[PRODUCT OVERVIEW](#)

[TABLE OF CONTENTS](#)

# SHOE CITY

*Berlin, Germany*

---



PRODUCT  
**SISTEMA**

---



# CARHARTT

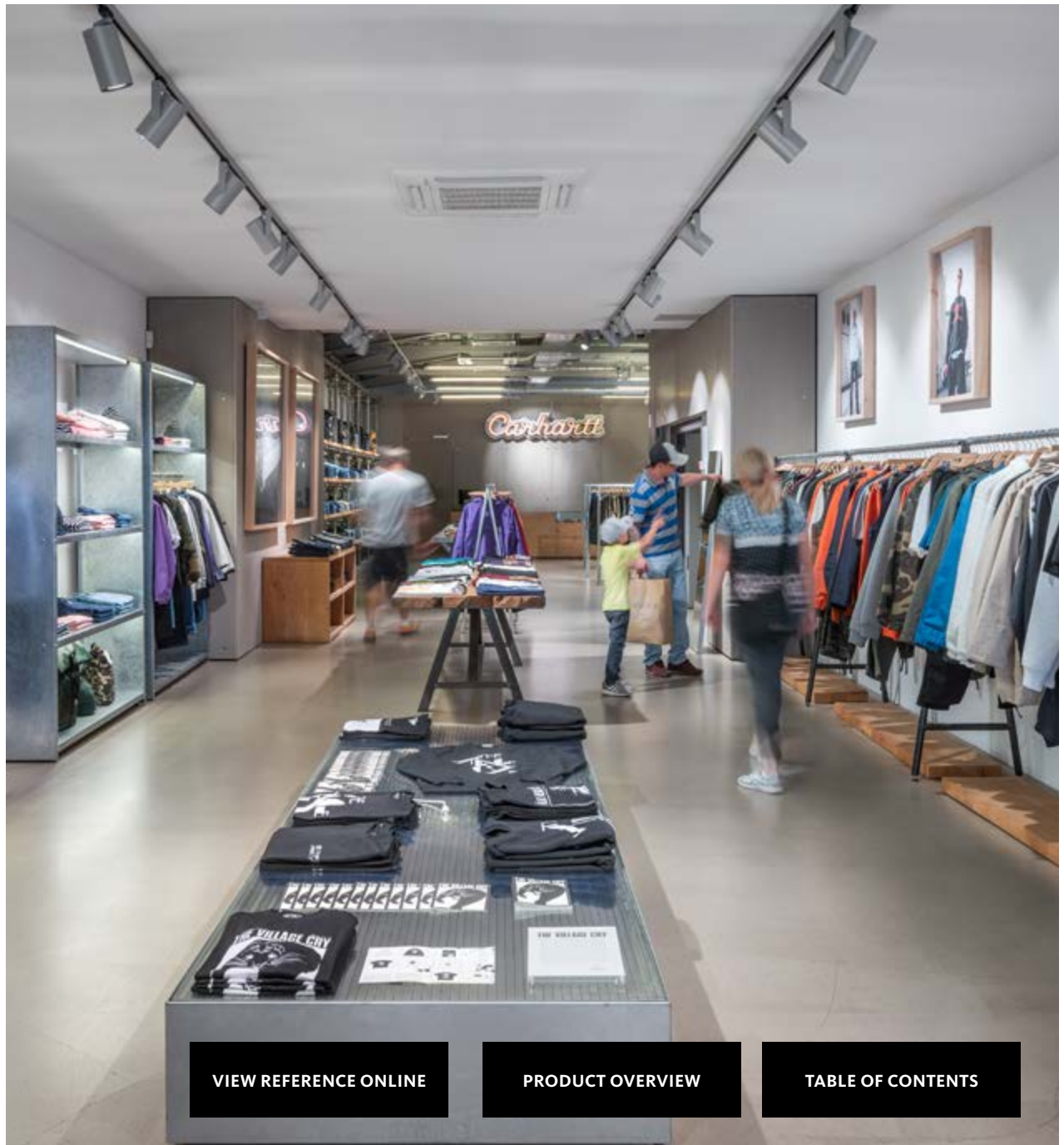
Düsseldorf, Germany

---



PRODUCT  
**CANILO**

---



[VIEW REFERENCE ONLINE](#)

[PRODUCT OVERVIEW](#)

[TABLE OF CONTENTS](#)

# DECATHLON


Paris, France

---



PRODUCT  
**B.VEO  
TRACK**

---



PRODUCT OVERVIEW


TABLE OF CONTENTS

# HIRMER

Munic, Germany



PRODUCT  
**CANILO**



PRODUCT OVERVIEW

TABLE OF CONTENTS

# ETAM

Rouen, France

---



PRODUCT  
**B.VEO  
TRACK**

---



[PRODUCT OVERVIEW](#)

[TABLE OF CONTENTS](#)

# INTERSPORT


*Boulogne-sur-Mer, France*

---



PRODUCT  
**E-LINE**

---



PRODUCT OVERVIEW

TABLE OF CONTENTS

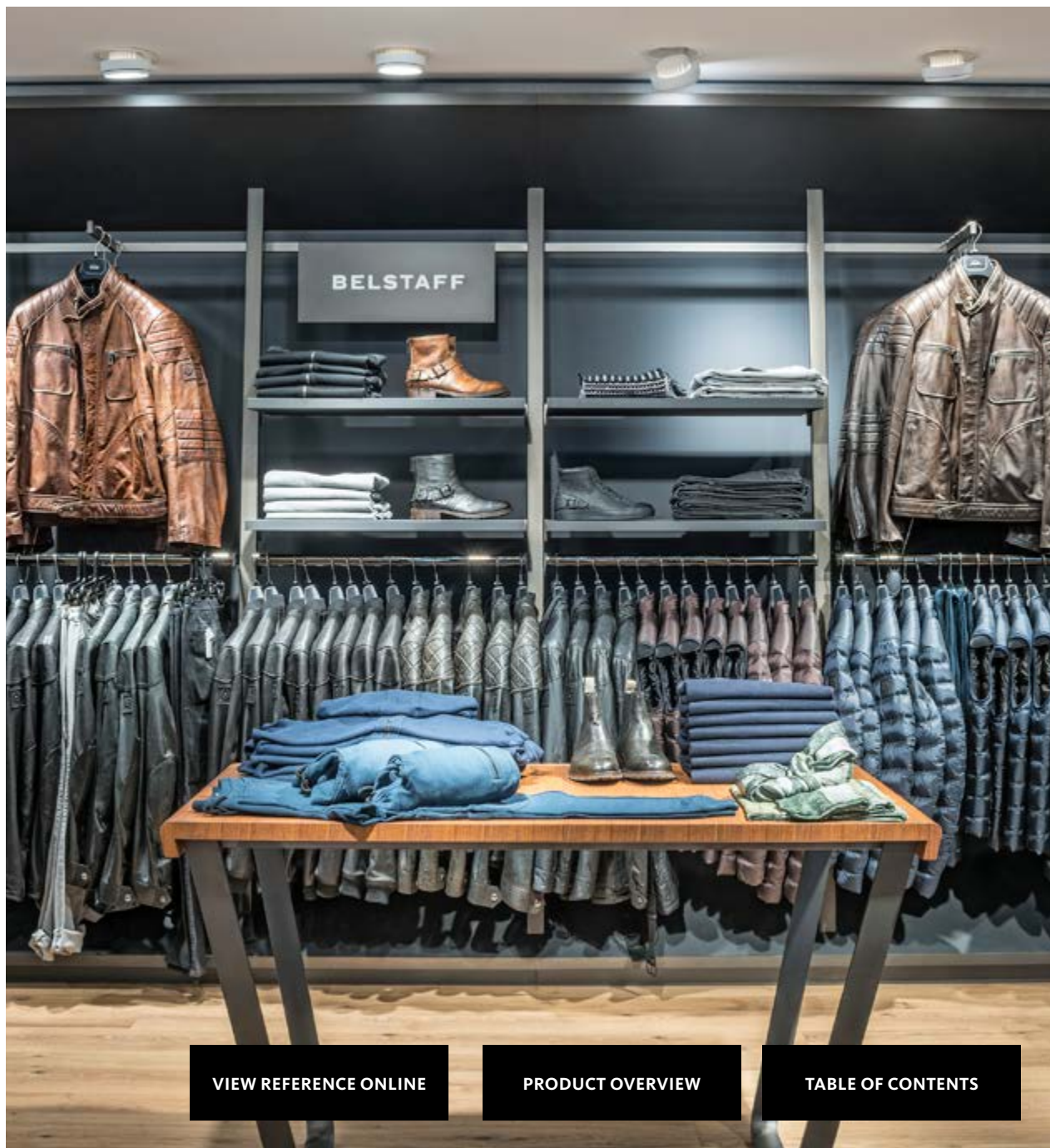
# ECKERLE

Munic, Germany

---



PRODUCT  
**QUAD**



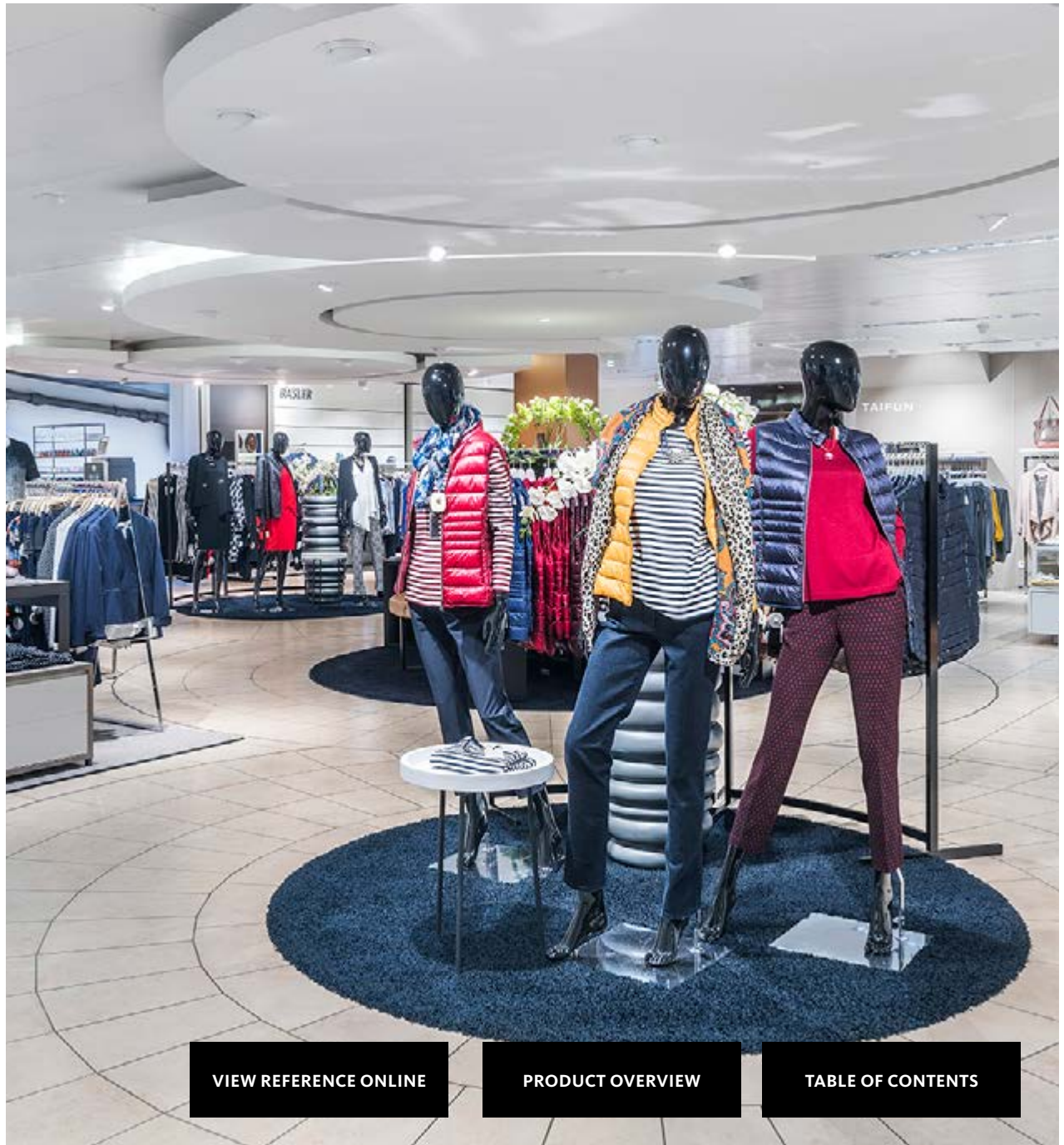
# BREDL

Ravensburg, Germany

---



PRODUCT  
**CANILO**



# GOLFHOUSE

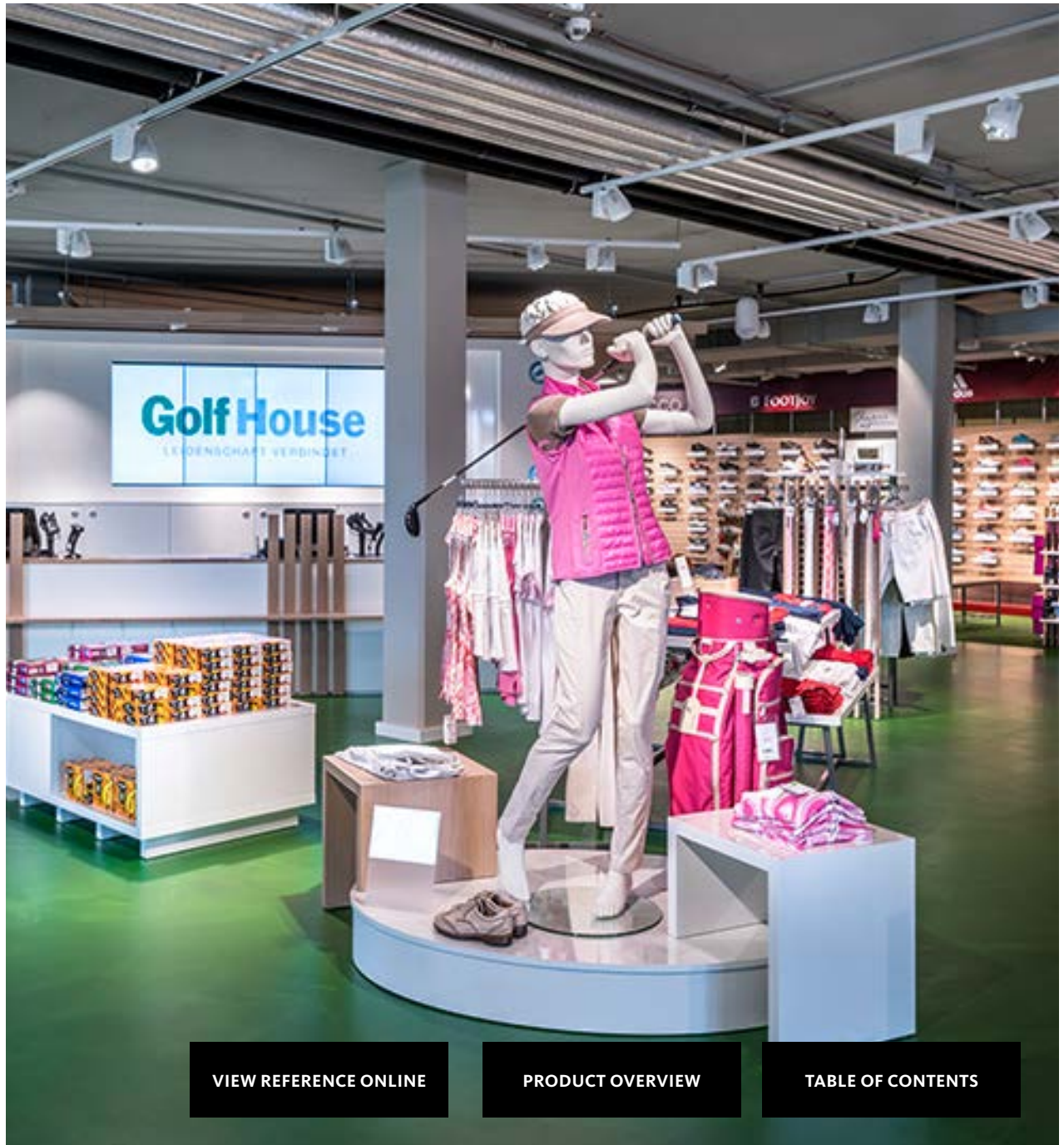
Eschborn, Germany

---



PRODUCT  
**B.LEE**

---



[VIEW REFERENCE ONLINE](#)

[PRODUCT OVERVIEW](#)

[TABLE OF CONTENTS](#)

# LEFFERS

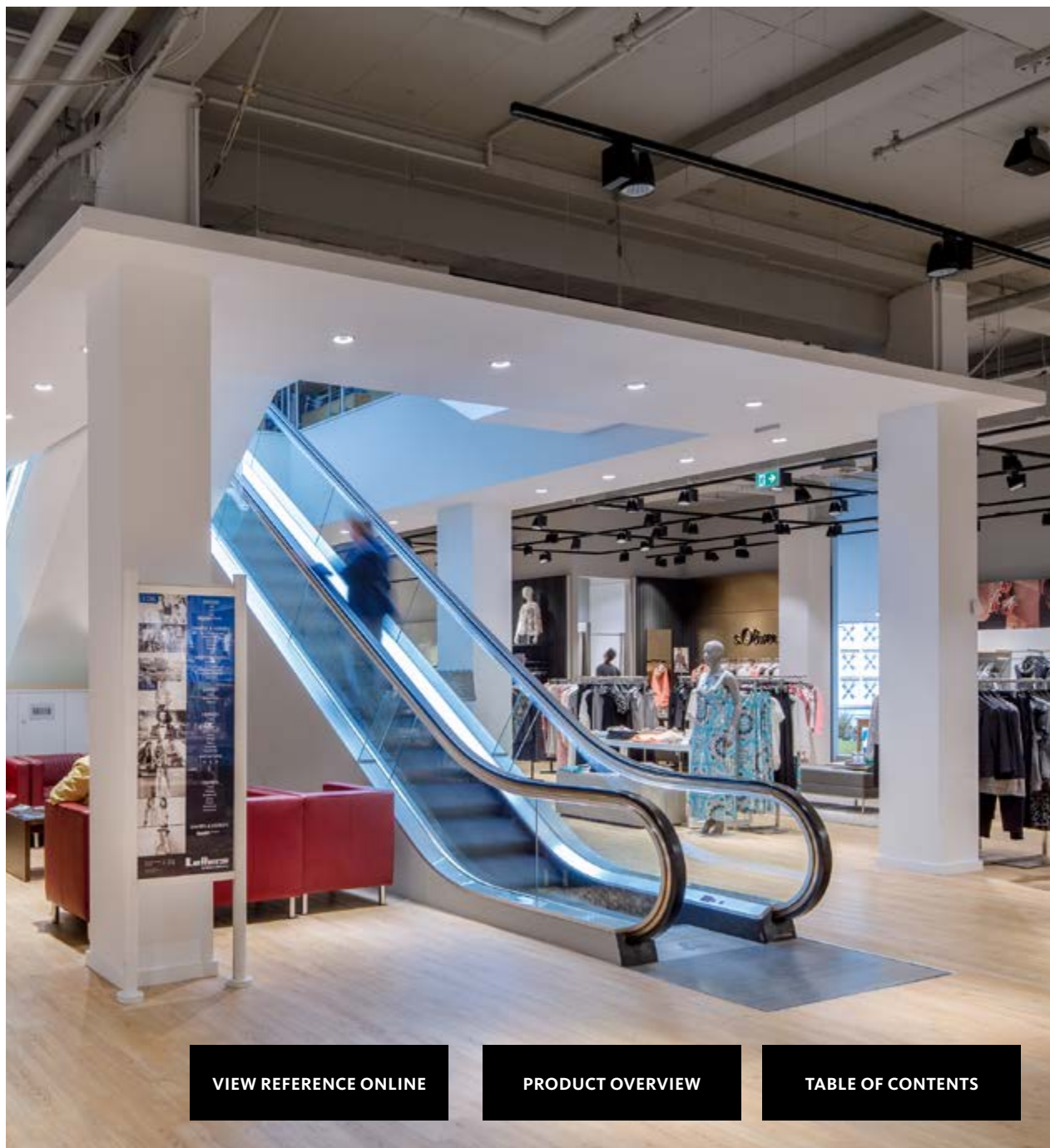
*Wilhelmshaven, Germany*

---



PRODUCT  
**QUIRA  
PLUS**

---



[VIEW REFERENCE ONLINE](#)

[PRODUCT OVERVIEW](#)

[TABLE OF CONTENTS](#)

# SCHUH SCHMID


Augsburg, Germany

---



PRODUCT  
**B.LEE  
MINI**

---



[VIEW REFERENCE ONLINE](#)

[PRODUCT OVERVIEW](#)

[TABLE OF CONTENTS](#)

# HELLNER MODEN


*Sylt, Germany*

---



PRODUCT  
**QUIRA**

---



[VIEW REFERENCE ONLINE](#)

[PRODUCT OVERVIEW](#)

[TABLE OF CONTENTS](#)

# BRAX STORE

Sylt, Germany

---



PRODUCT  
**QUIRA**



[VIEW REFERENCE ONLINE](#)

[PRODUCT OVERVIEW](#)

[TABLE OF CONTENTS](#)

# CAMEL ACTIVE STORE

*Sylt, Germany*

---



PRODUCT  
**CANILO**

---



[VIEW REFERENCE ONLINE](#)

[PRODUCT OVERVIEW](#)

[TABLE OF CONTENTS](#)

# NAPAPIJRI STORE

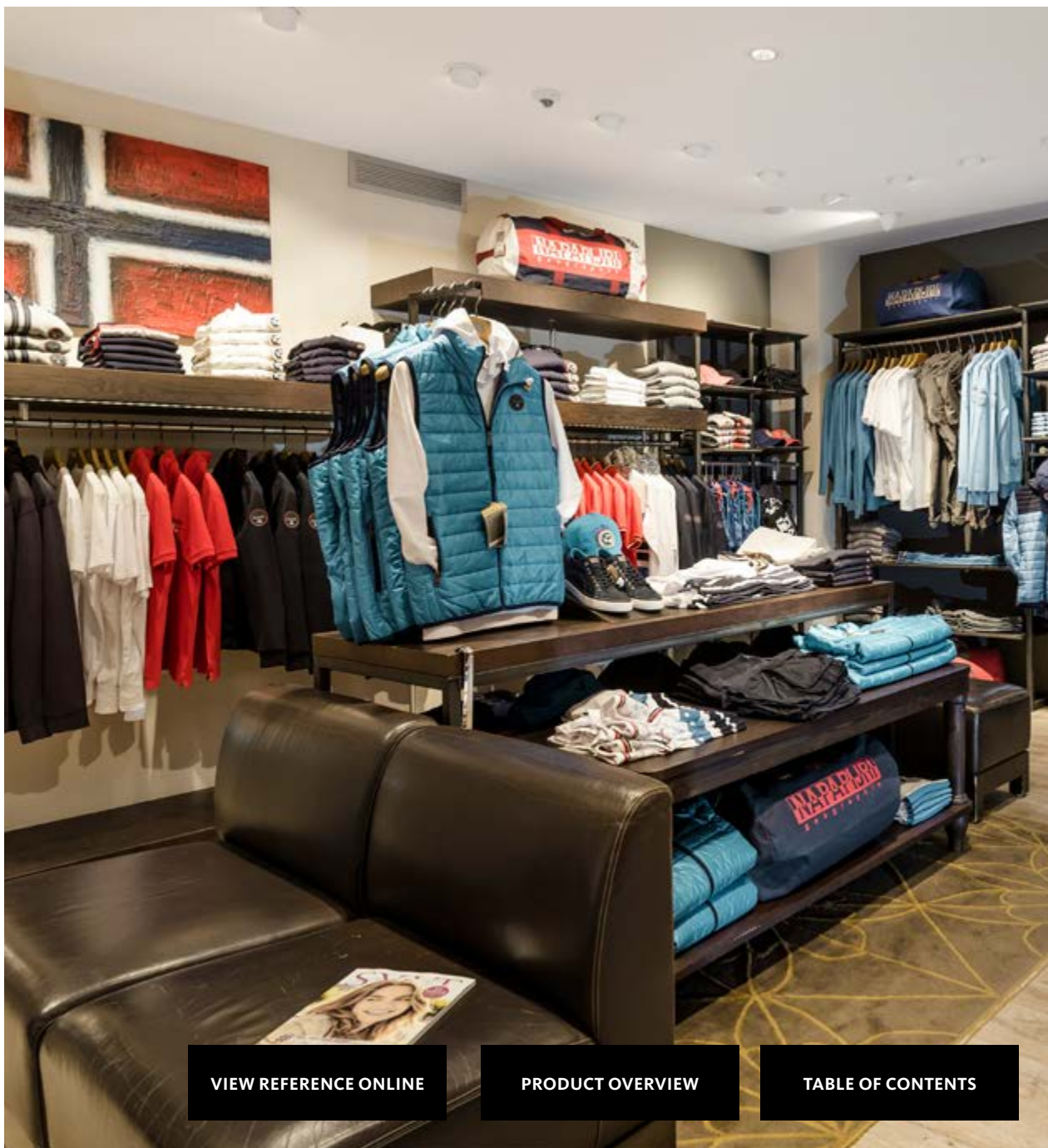
*Sylt, Germany*

---



PRODUCT  
**QUIRA**

---



[VIEW REFERENCE ONLINE](#)

[PRODUCT OVERVIEW](#)

[TABLE OF CONTENTS](#)

# HÄMMERLE


Vienna, Austria

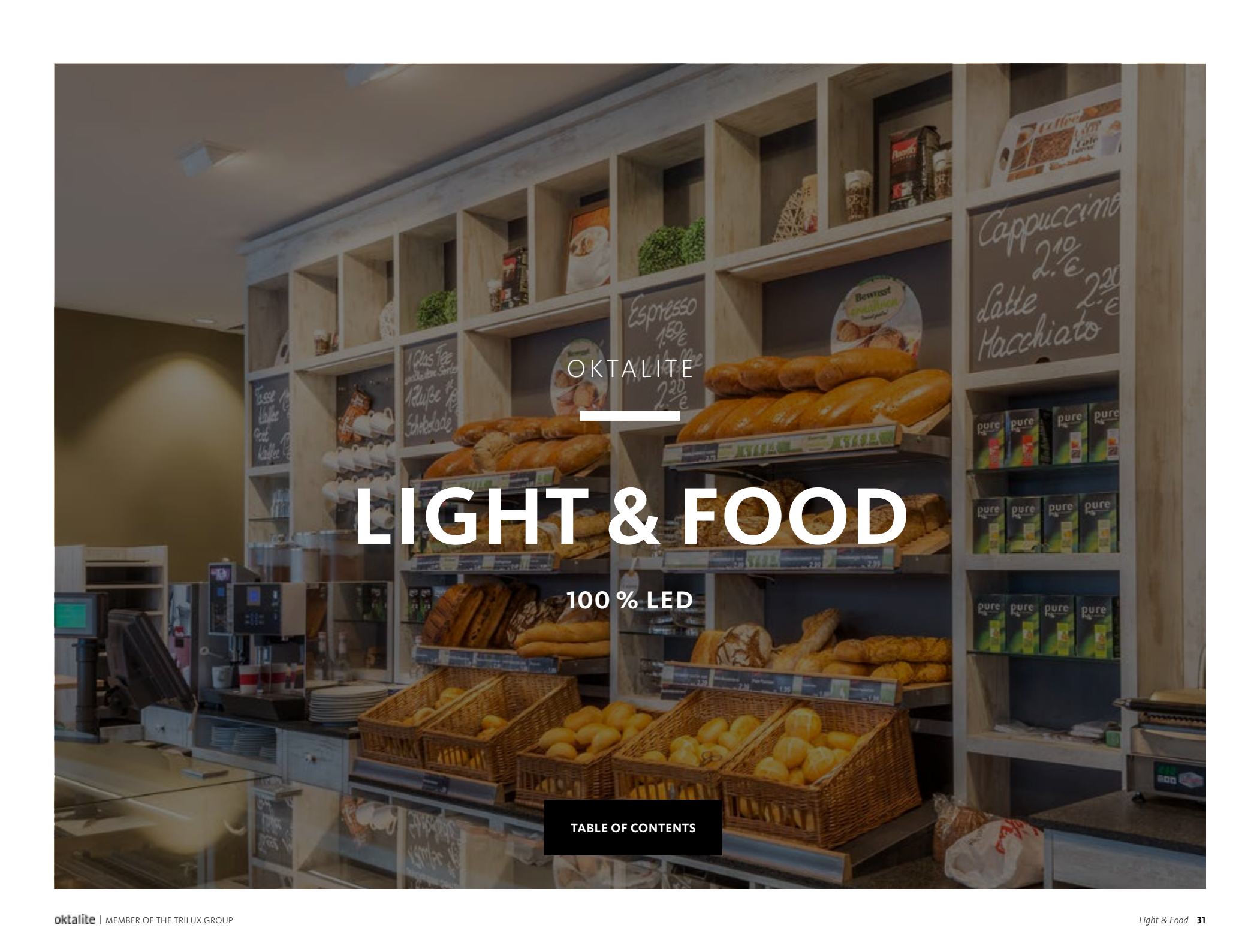
---



PRODUCT  
**TARO  
MINI**

---





OKTALITE

# LIGHT & FOOD

100 % LED

TABLE OF CONTENTS

---

**KÖLNER WEINKELLER** – Köln, Germany  
**REWE ZEISEHALLEN** – Hamburg, Germany  
**EDEKA HABIG** – Bad Soden, Germany  
**INTERMARCHÉ** – Thonon-les-Bains, France  
**NETTO** – Prévessin-Moëns, France  
**MIGROS** – Thoiry, France  
**EDEKA ROTHE** – Zeitz, Germany  
**EDEKA FETT** – Linz, Germany  
**SUPER U** – Voiron, France  
**E-CENTER EHLERS** – Soltau, Germany  
**REWE 2020** – Weil am Rhein, Germany  
**CARREFOUR** – Madrid, Spain  
**MIGROS** – Lugano, Switzerland  
**REWE TO GO** – München, Germany  
**E. LECLERC** – Orvault, France  
**SUPER U** – La Ravoire, France  
**REWE** – München, Germany  
**INTERMARCHÉ** – Gex, France  
**EDEKA NIEMERSZEIN** – Hamburg, Germany  
**FRESH FOOD MARKET** – Kairo, Egypt  
**CARREFOUR** – Mons, Belgium  
**KLAAS & KOCK** – Rheine, Germany  
**SPAR** – Middelburg, South Africa  
**EDEKA KÖPPER** – Niedernwöhren, Germany  
**INTERMARCHÉ** – Conches-en-Ouche, France  
**REWE** – Wolfratshausen, Germany

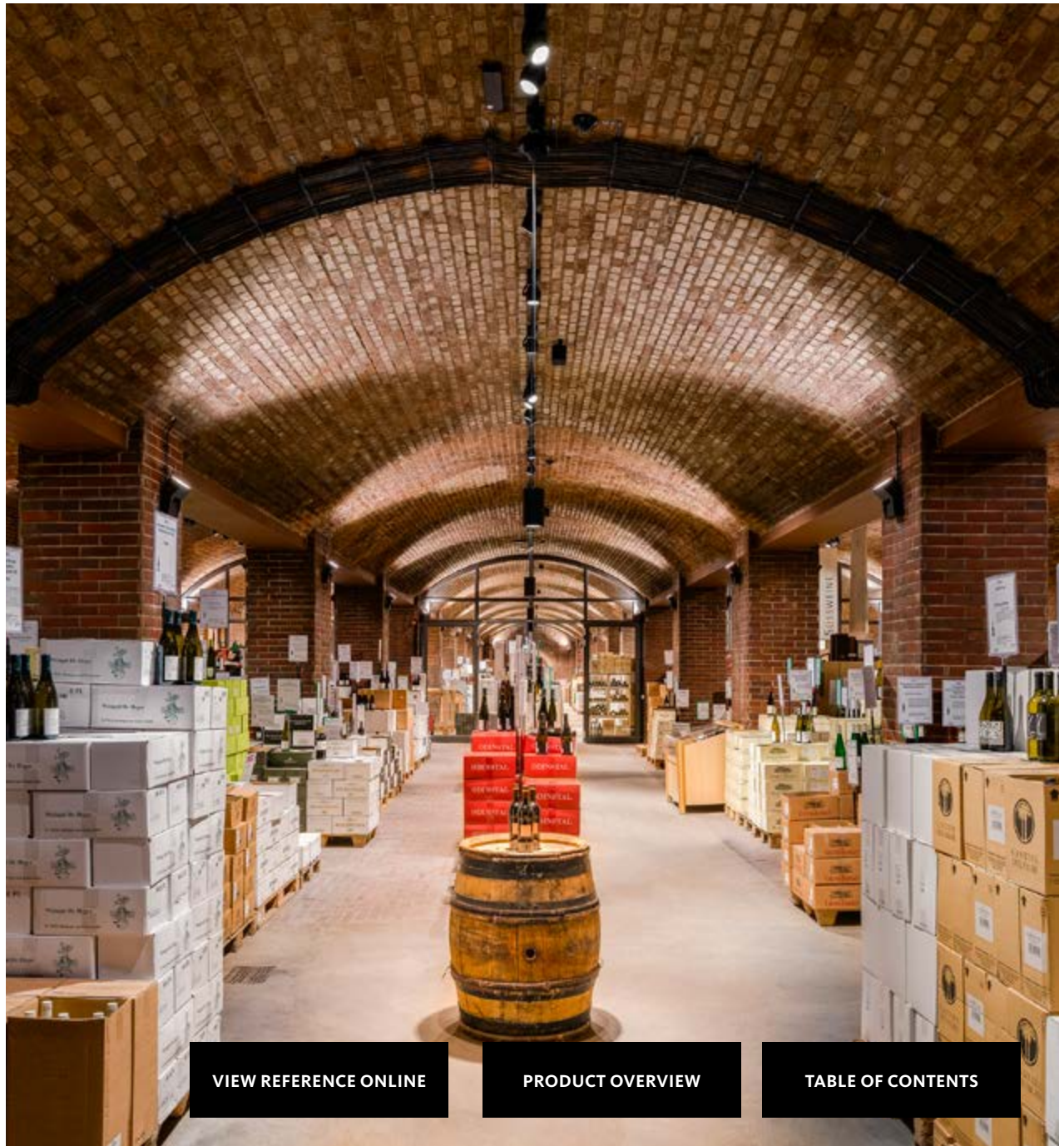
# KÖLNER WEINKELLER

*Cologne, Germany*

---



PRODUCT  
**TARO  
MINI**



[VIEW REFERENCE ONLINE](#)

[PRODUCT OVERVIEW](#)

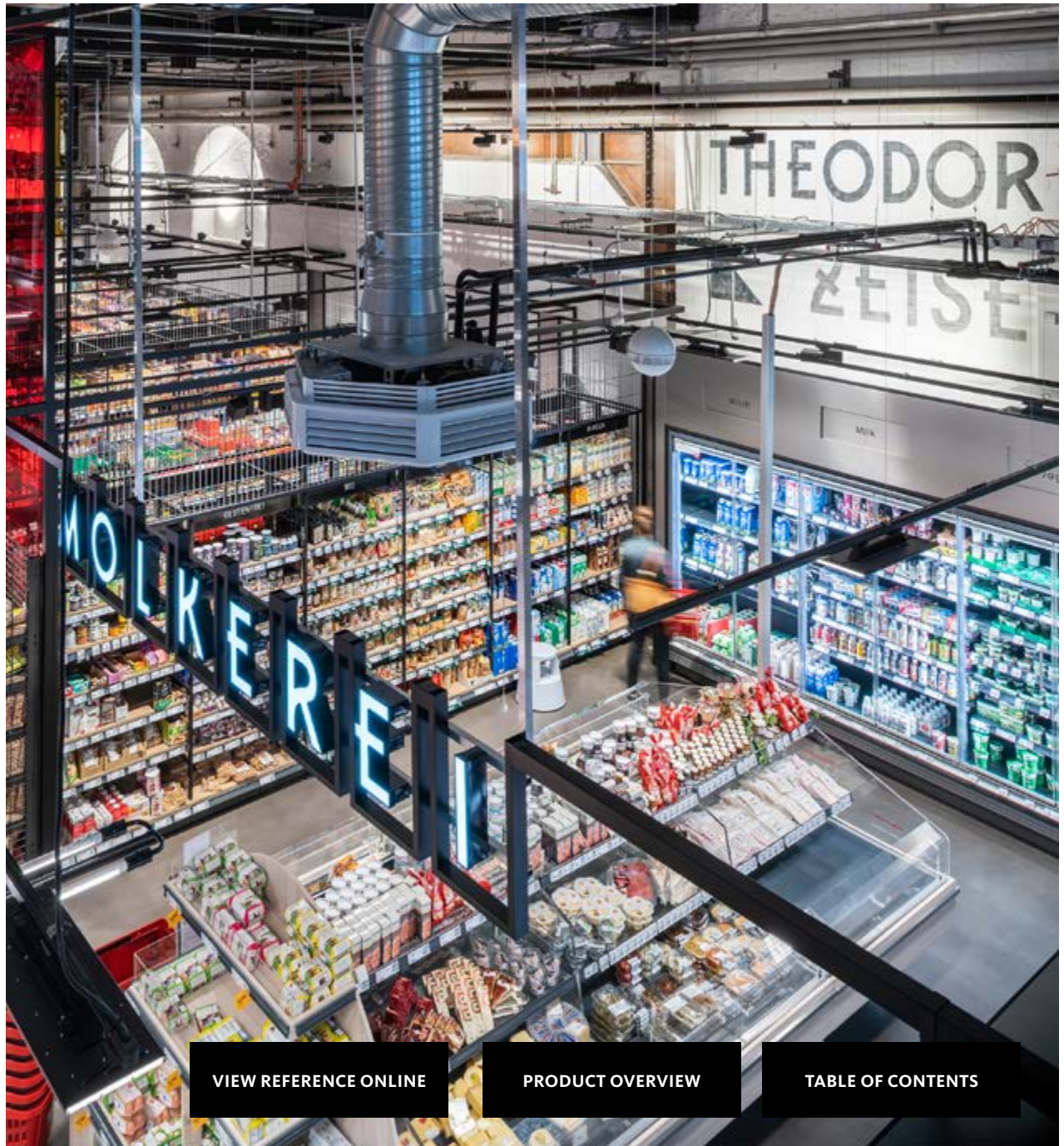
[TABLE OF CONTENTS](#)

# REWE ZEISEHALLEN

*Hamburg, Germany*



PRODUCT  
**LIGHT-  
PANEL**



[VIEW REFERENCE ONLINE](#)

[PRODUCT OVERVIEW](#)

[TABLE OF CONTENTS](#)


# EDEKA HABIG

*Bad Soden, Germany*

---



PRODUCT  
**LIMBA**




# INTERMARCHÉ

Thonon-les-Bains, France



PRODUCT  
**E-LINE**



[PRODUCT OVERVIEW](#)

[TABLE OF CONTENTS](#)

# NETTO

Prévessin-Moëns, France



PRODUCT  
**LOBU**



PRODUCT OVERVIEW

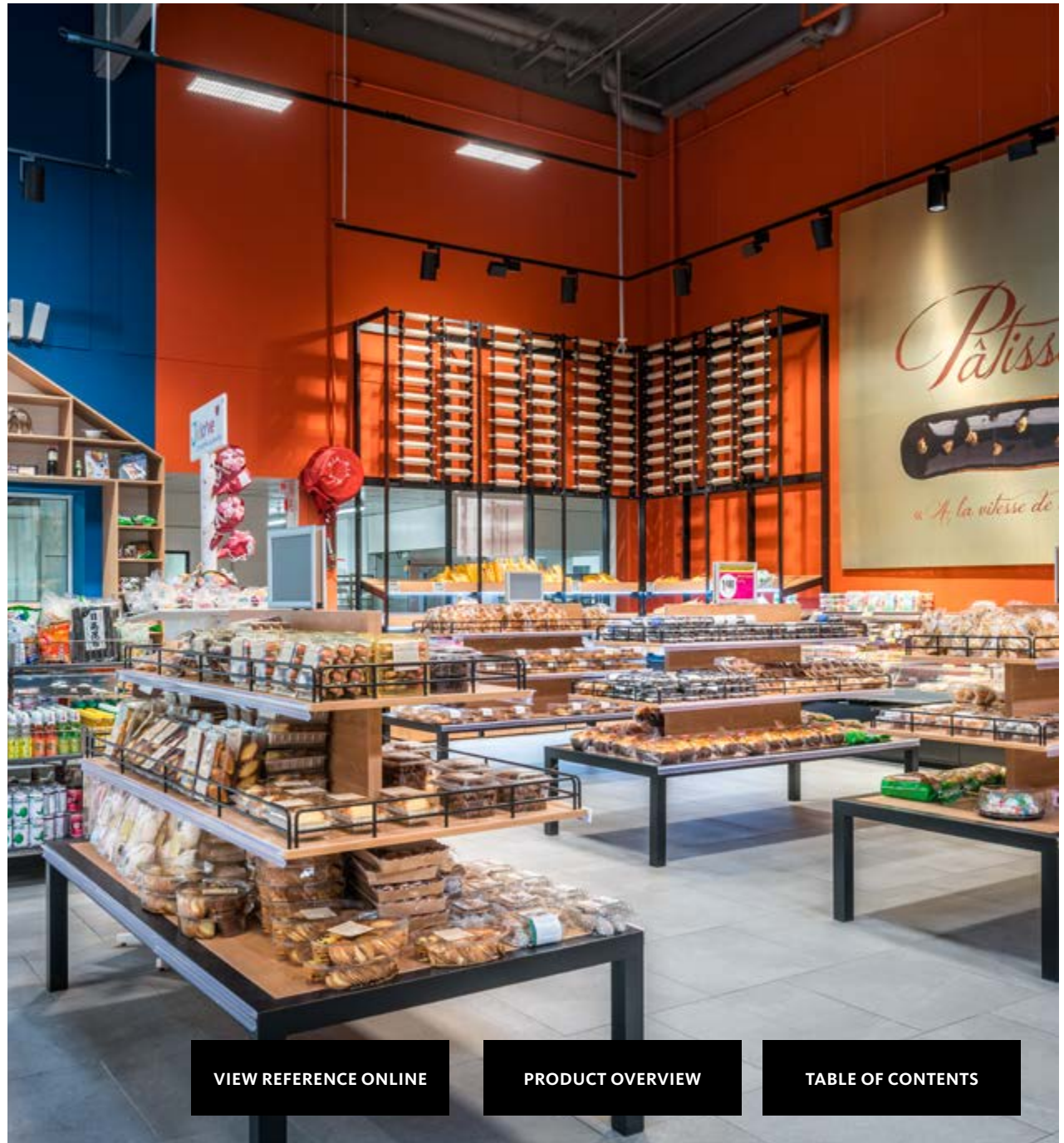
TABLE OF CONTENTS

# MIGROS

Thoiry, France



PRODUCT  
**GRADO**



[VIEW REFERENCE ONLINE](#)

[PRODUCT OVERVIEW](#)

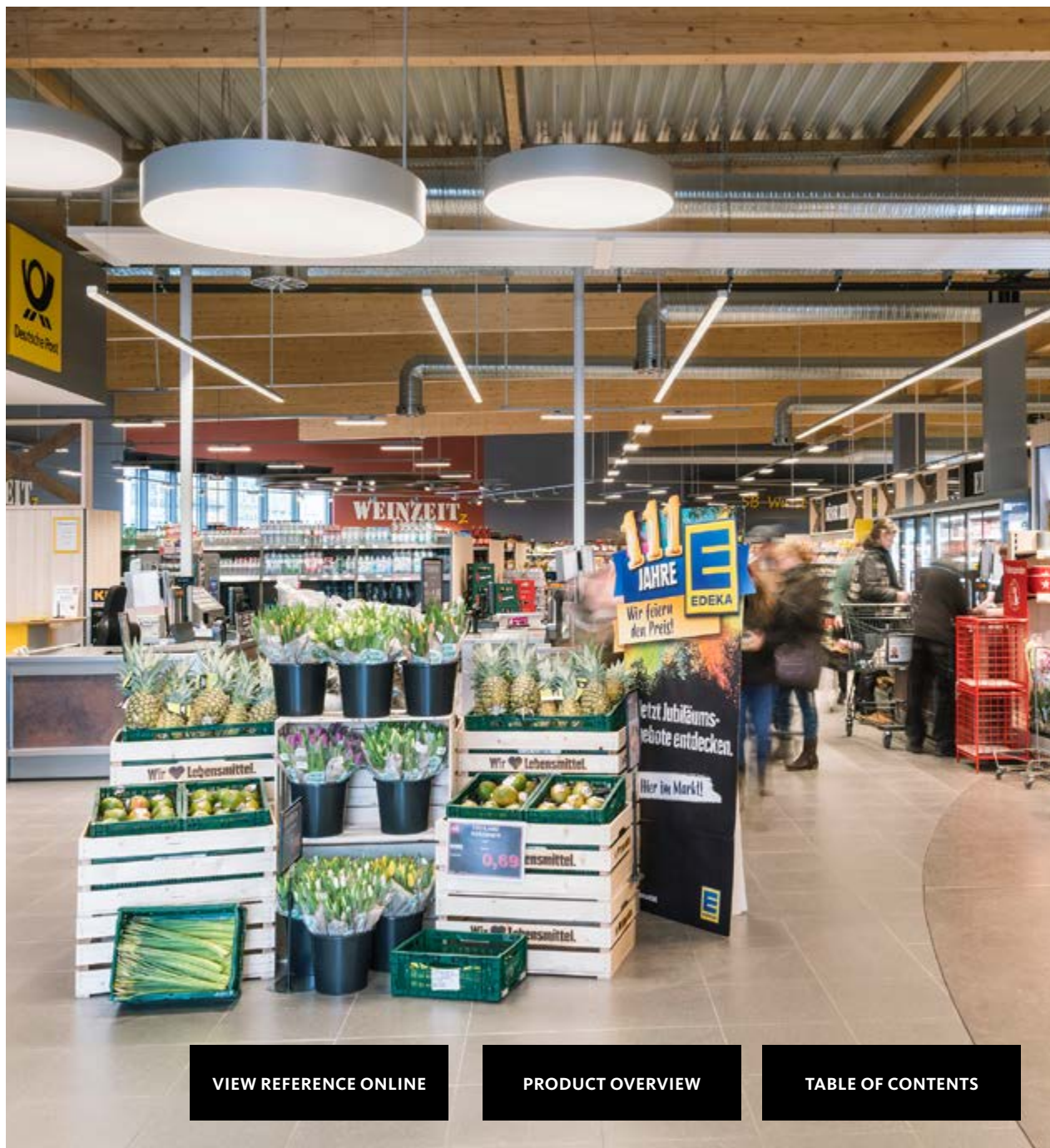
[TABLE OF CONTENTS](#)

# EDEKA ROTHE

Zeitz, Germany



PRODUCT  
**LORETO**



[VIEW REFERENCE ONLINE](#)

[PRODUCT OVERVIEW](#)

[TABLE OF CONTENTS](#)

# EDEKA FETT

Linz, Germany



PRODUCT  
**DOPPIO**



[PRODUCT OVERVIEW](#)

[TABLE OF CONTENTS](#)

# SUPER U

Voiron, France



PRODUCT  
**LESIMA**



PRODUCT OVERVIEW

TABLE OF CONTENTS

# E-CENTER EHLERS

*Soltau, Germany*

---



PRODUCT  
**LIGHT-  
PANEL**



[VIEW REFERENCE ONLINE](#)

[PRODUCT OVERVIEW](#)

[TABLE OF CONTENTS](#)

# REWE 2020

Weil am Rhein, Germany

---



PRODUCT  
**B.LEE**



[VIEW REFERENCE ONLINE](#)

[PRODUCT OVERVIEW](#)

[TABLE OF CONTENTS](#)

# CARREFOUR

Madrid, Spain



PRODUCT  
**FANO  
MINI**




[VIEW REFERENCE ONLINE](#)

[PRODUCT OVERVIEW](#)

[TABLE OF CONTENTS](#)

# MIGROS

Lugano, Switzerland




PRODUCT  
**QUIRA**

# REWE TO GO

Munic, Germany



PRODUCT  
**TARO  
MINI**



[VIEW REFERENCE ONLINE](#)

[PRODUCT OVERVIEW](#)

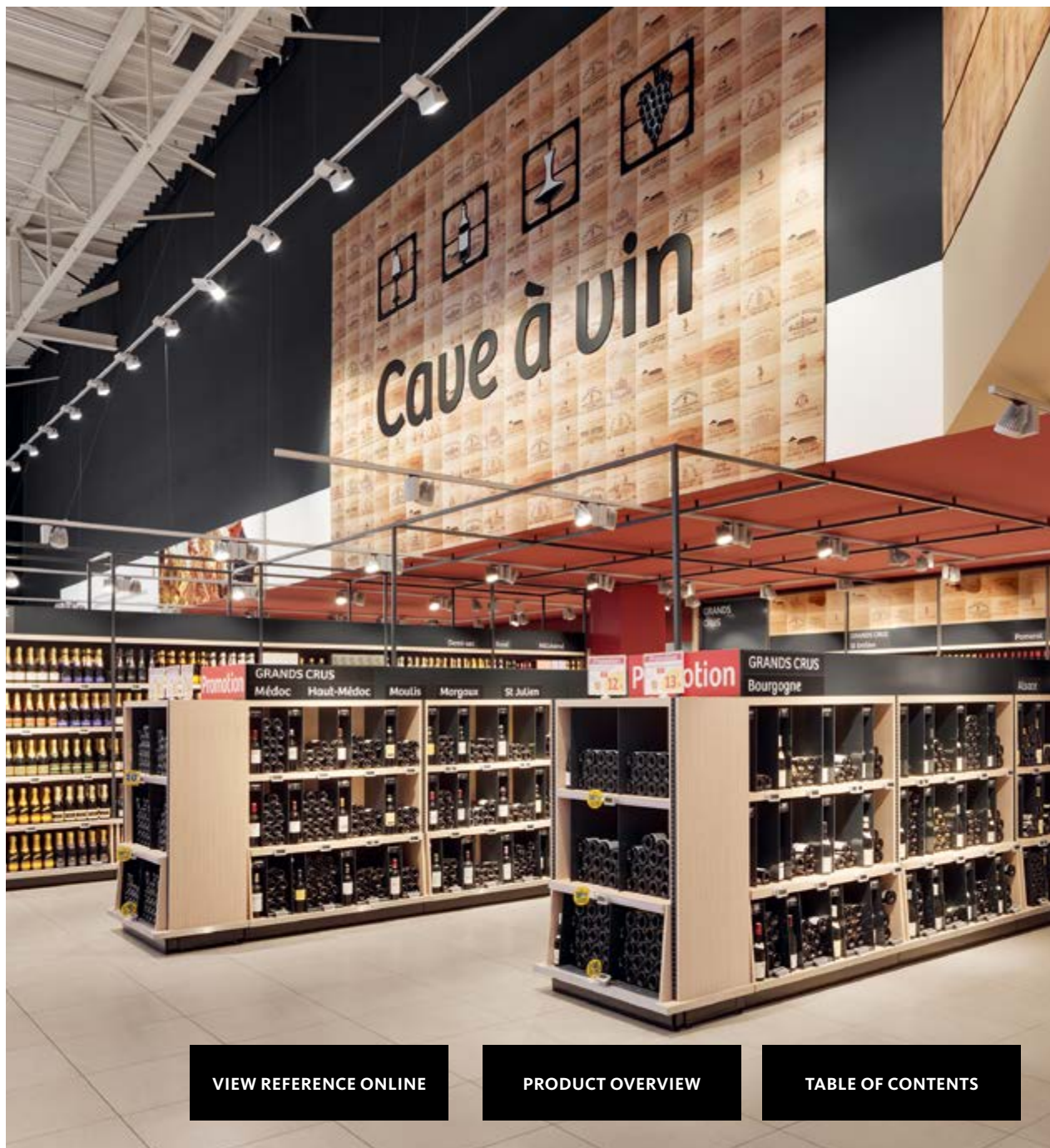
[TABLE OF CONTENTS](#)

# E. LECLERC

Orvault, France



PRODUCT  
**GRADO**



[VIEW REFERENCE ONLINE](#)

[PRODUCT OVERVIEW](#)

[TABLE OF CONTENTS](#)

# SUPER U

*La Ravoire, France*

---



PRODUCT  
**TARO**



[PRODUCT OVERVIEW](#)

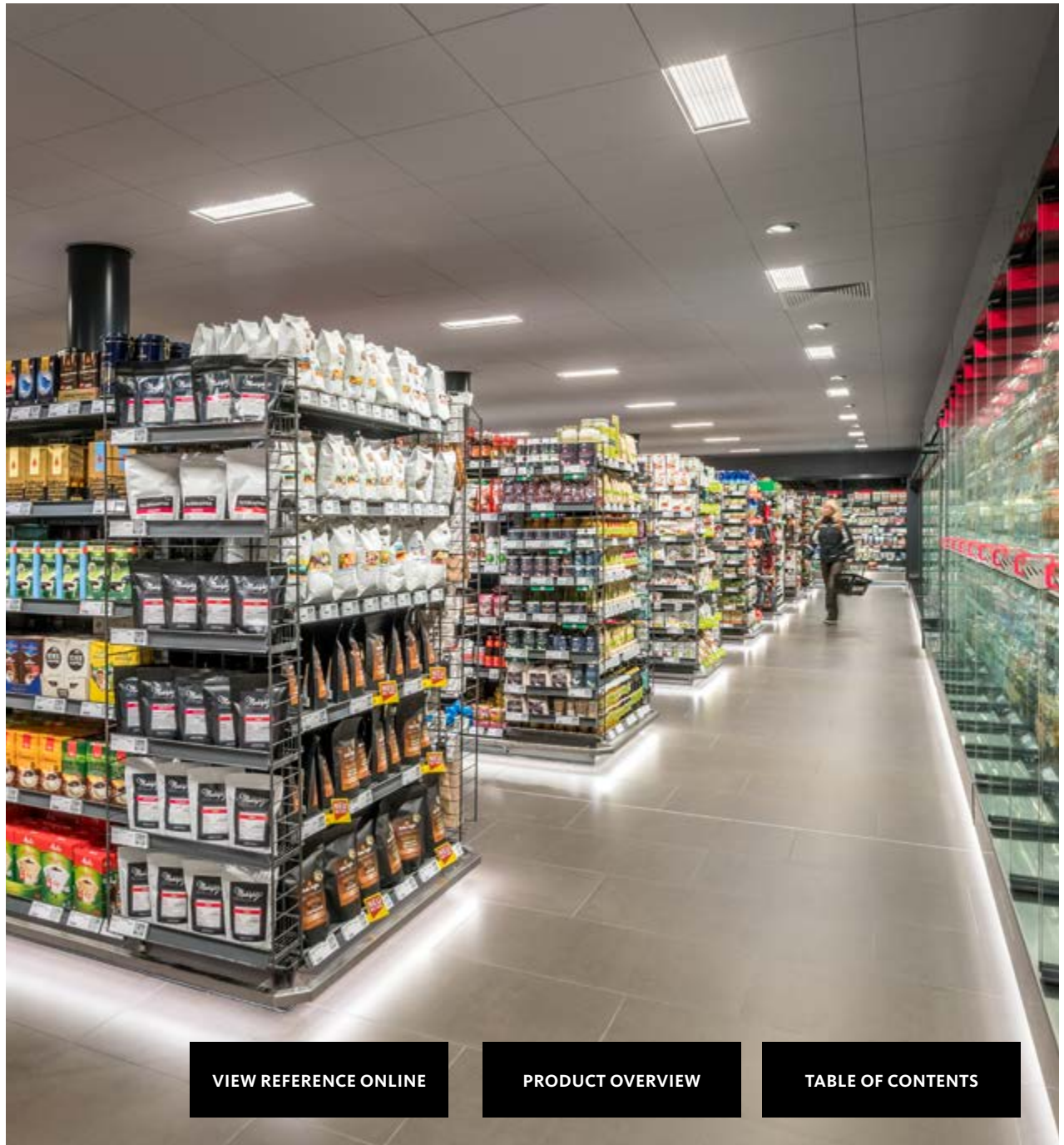
[TABLE OF CONTENTS](#)

# REWE

Munic, Germany



PRODUCT  
**LIGHT-  
PANEL**



[VIEW REFERENCE ONLINE](#)

[PRODUCT OVERVIEW](#)


[TABLE OF CONTENTS](#)

# INTERMARCHÉ

Gex, France



PRODUCT  
**TARO**



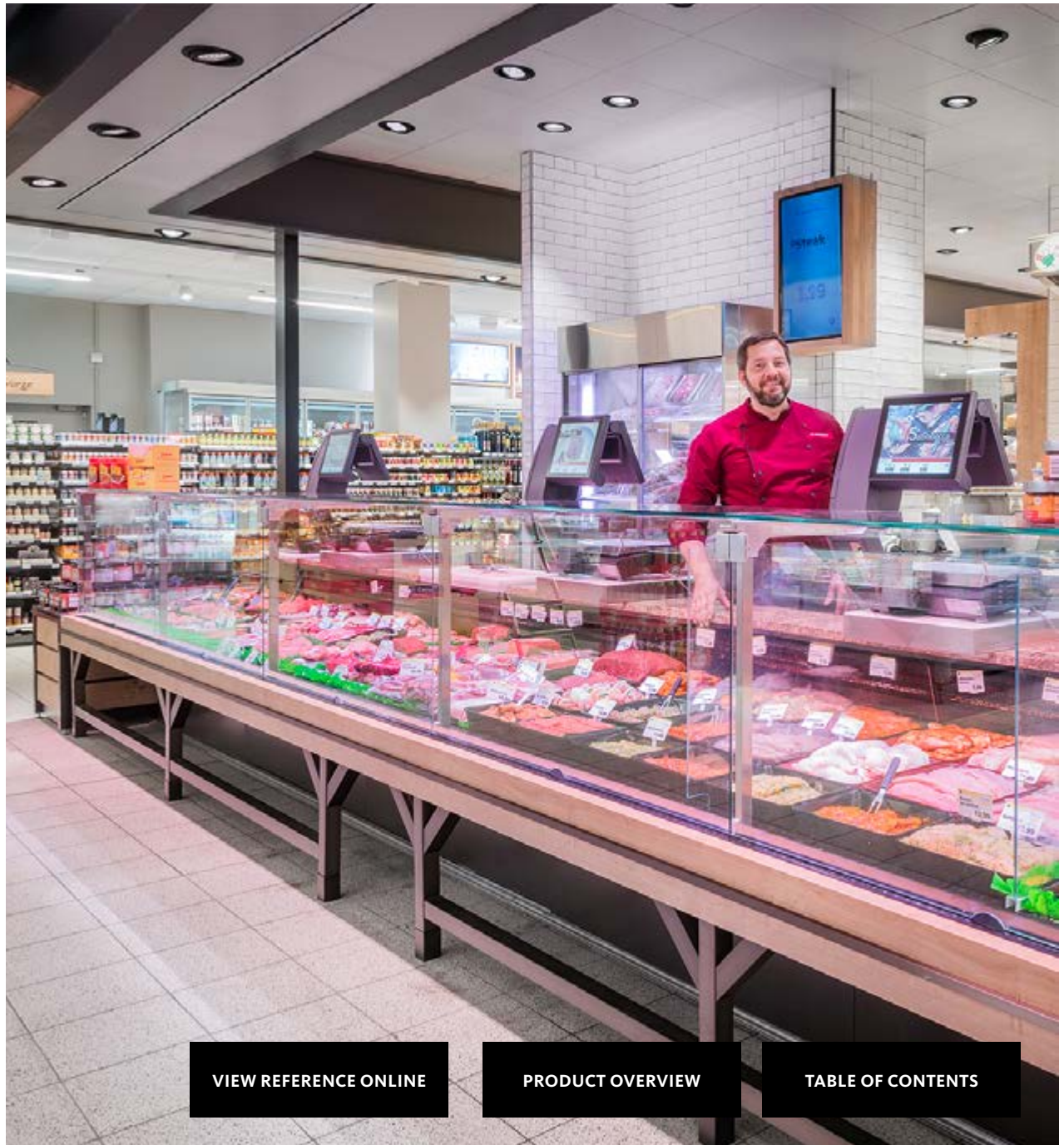
PRODUCT OVERVIEW

TABLE OF CONTENTS

# EDEKA NIEMERSZEIN

*Hamburg, Germany*

---



[VIEW REFERENCE ONLINE](#)

[PRODUCT OVERVIEW](#)

[TABLE OF CONTENTS](#)

# FRESH FOOD MARKET

Cairo, Egypt

---



PRODUCT  
**E-LINE**

---



[VIEW REFERENCE ONLINE](#)

[PRODUCT OVERVIEW](#)

[TABLE OF CONTENTS](#)

# CARREFOUR

Mons, Belgium

---



PRODUCT  
**B.LEE**

---



[VIEW REFERENCE ONLINE](#)

[PRODUCT OVERVIEW](#)

[TABLE OF CONTENTS](#)

# KLAAS & KOCK

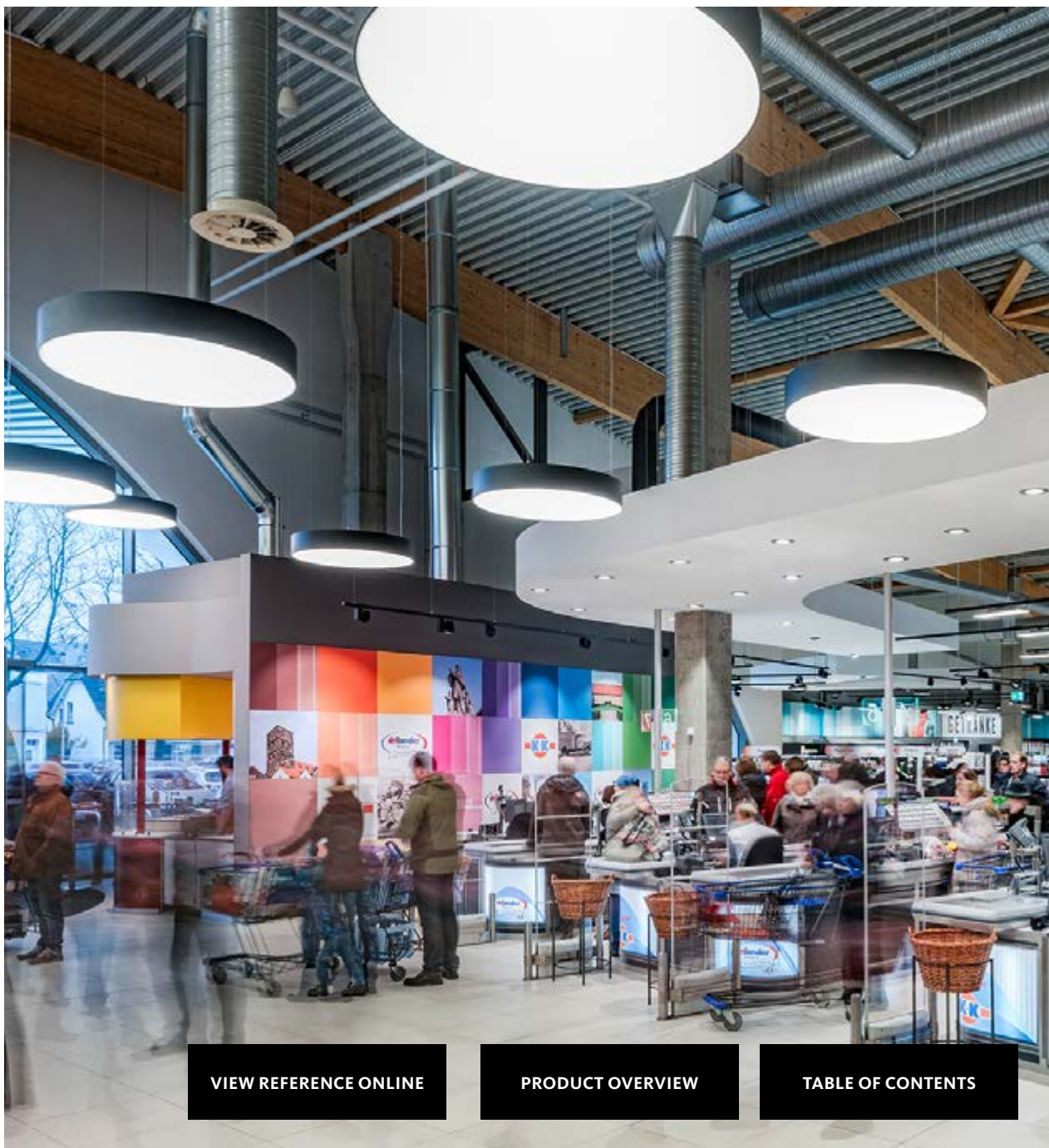
*Rheine, Germany*

---



PRODUCT  
**LORETO**

---



[VIEW REFERENCE ONLINE](#)

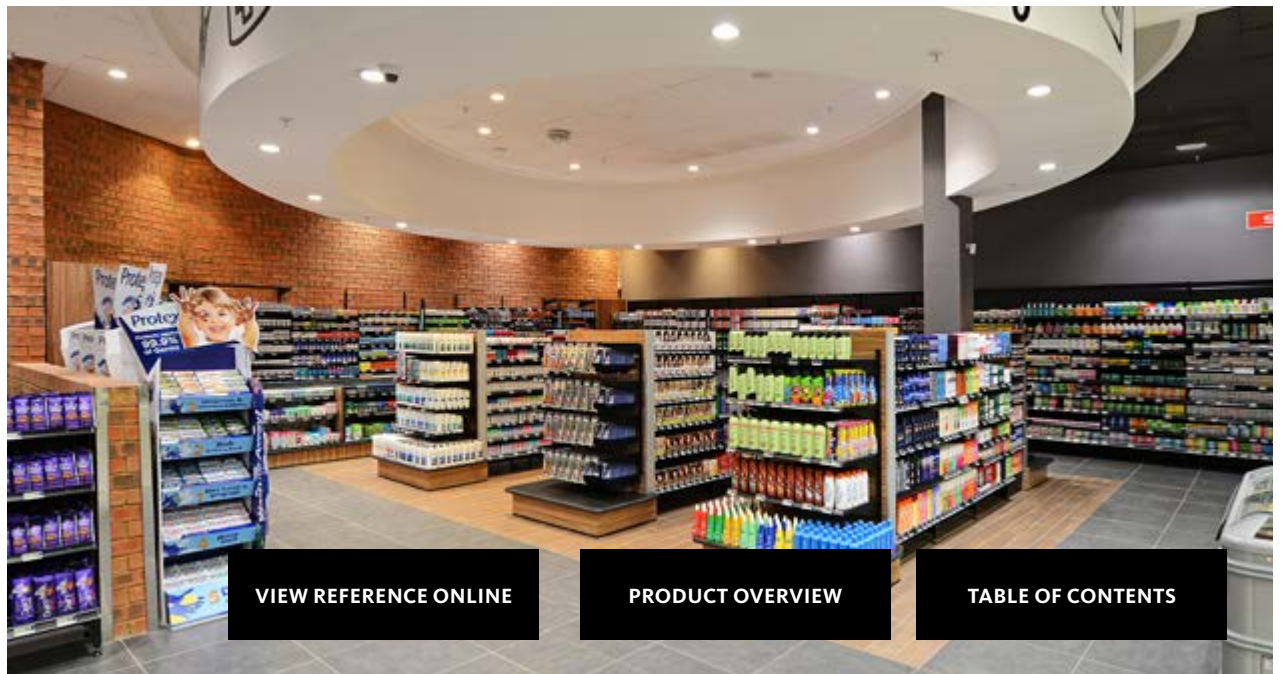
[PRODUCT OVERVIEW](#)

[TABLE OF CONTENTS](#)

# SPAR

Middelburg, South Africa

---

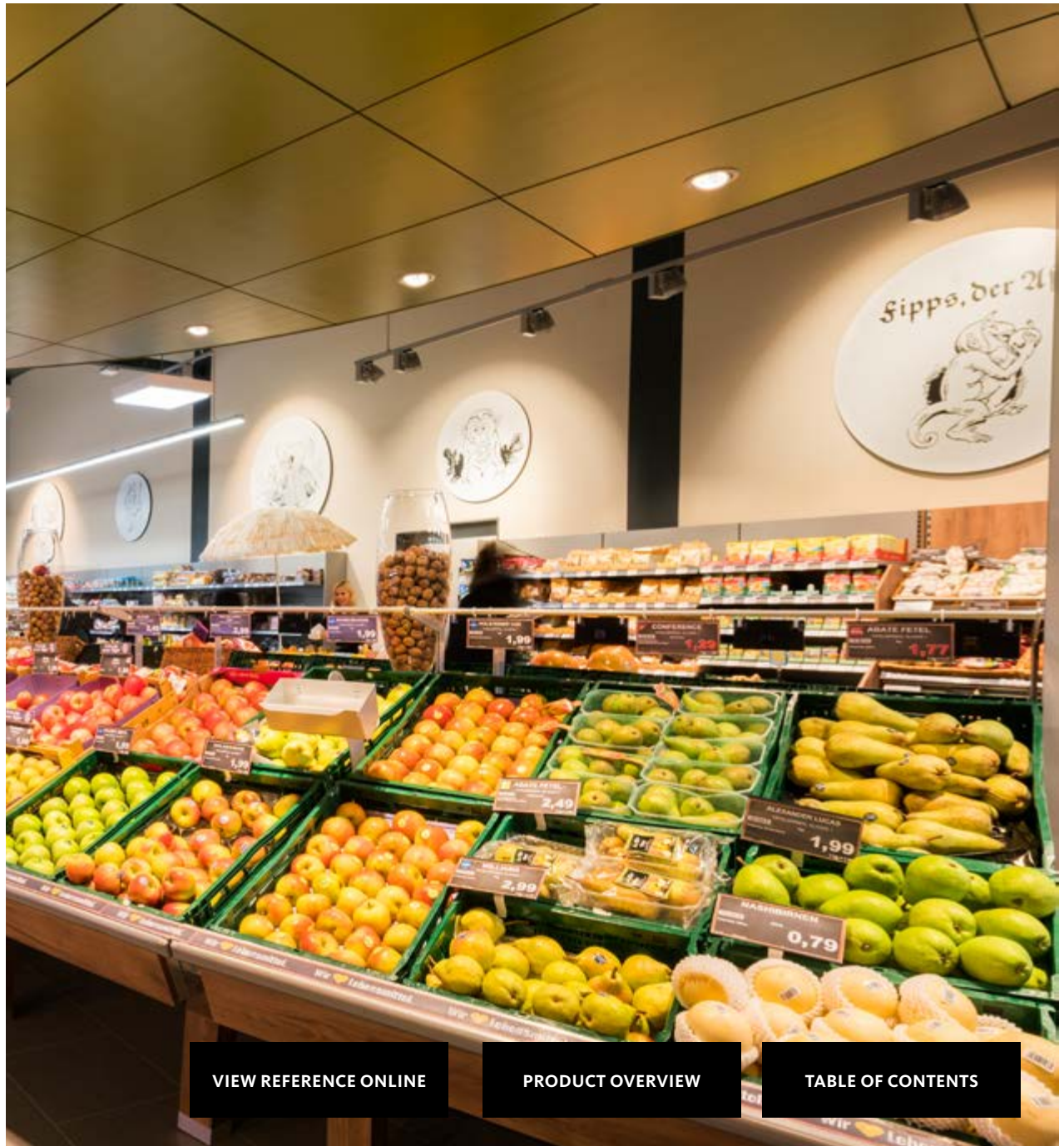


# EDEKA KÖPPER

Niedernwöhren, Germany



PRODUCT  
**B.LEE**



[VIEW REFERENCE ONLINE](#)

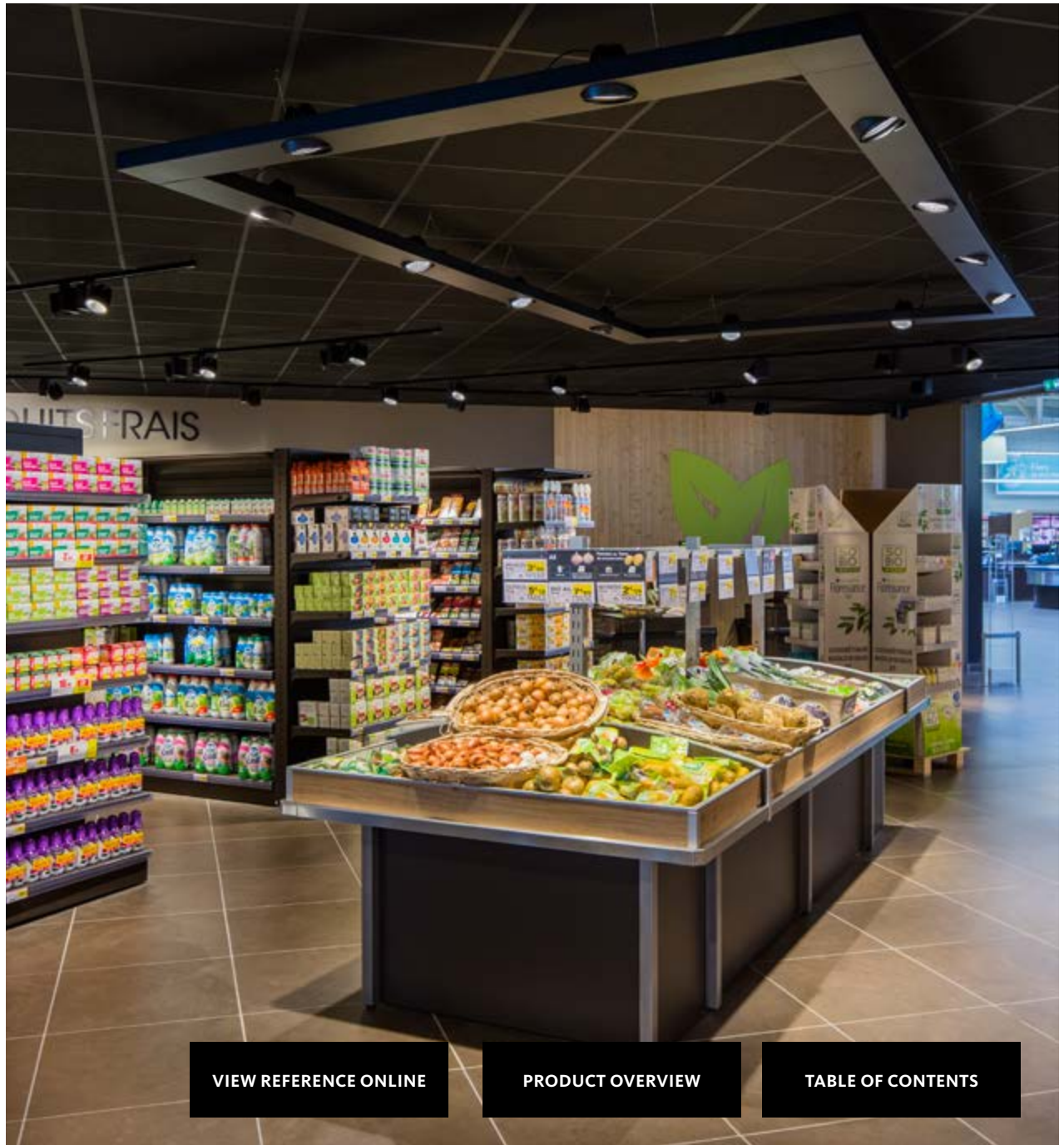
[PRODUCT OVERVIEW](#)

[TABLE OF CONTENTS](#)

# INTERMARCHÉ

*Conches-en Ouche, France*

---



[VIEW REFERENCE ONLINE](#)

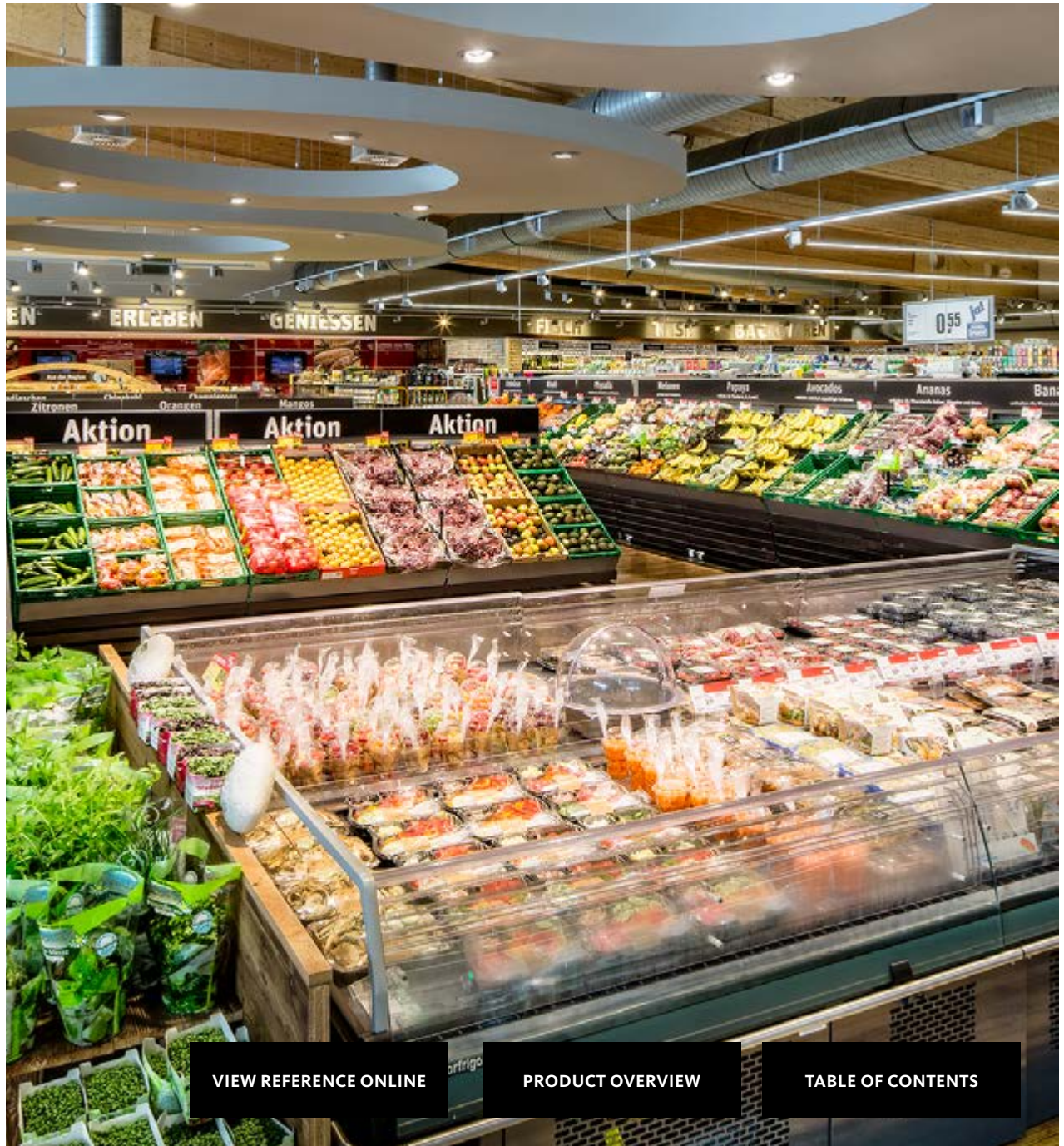
[PRODUCT OVERVIEW](#)

[TABLE OF CONTENTS](#)

# REWE

Wolfratshausen, Germany

---



[VIEW REFERENCE ONLINE](#)

[PRODUCT OVERVIEW](#)

[TABLE OF CONTENTS](#)

The background image is a photograph of a modern interior lighting showroom. In the foreground, there is a glass display table with several decorative light fixtures, including three green conical lamps and two black ones, each sitting on a clear glass base. To the left, there are some clear glass vases. In the background, there are shelves with various lighting products, a large white pillar, and a wall with a 'WF' logo. The ceiling is white with several recessed circular lights. The overall atmosphere is clean and professional.

OKTALITE

# LIGHT & SHOP

100 % LED

TABLE OF CONTENTS



**KIND** – *Celle, Germany*

**MEDIMAX** – *Weinheim, Germany*

**IKEA** – *Kaarst, Germany*

**ELKJØP GLASMAGASINET** – *Oslo, Norway*

**INJOY** – *Gera, Germany*

**TITUS** – *Berlin, Germany*

**K IN LAUTERN** – *Kaiserslautern, Germany*

**VEDES SPIEL + FREIZEIT** – *Heidelberg, Germany*



# KIND

*Celle, Germany*

---



PRODUCT  
**SISTEMA**



[VIEW REFERENCE ONLINE](#)

[PRODUCT OVERVIEW](#)

[TABLE OF CONTENTS](#)


# MEDIMAX

Weinheim, Germany

---




PRODUCT  
**B.LEE**



# IKEA

Kaarst, Germany

---



[VIEW REFERENCE ONLINE](#)

[PRODUCT OVERVIEW](#)


[TABLE OF CONTENTS](#)

# ELKJØP GLAS- MAGASINET

Oslo, Norway



PRODUCT  
**LIGHT-  
PANEL**



[VIEW REFERENCE ONLINE](#)

[PRODUCT OVERVIEW](#)

[TABLE OF CONTENTS](#)

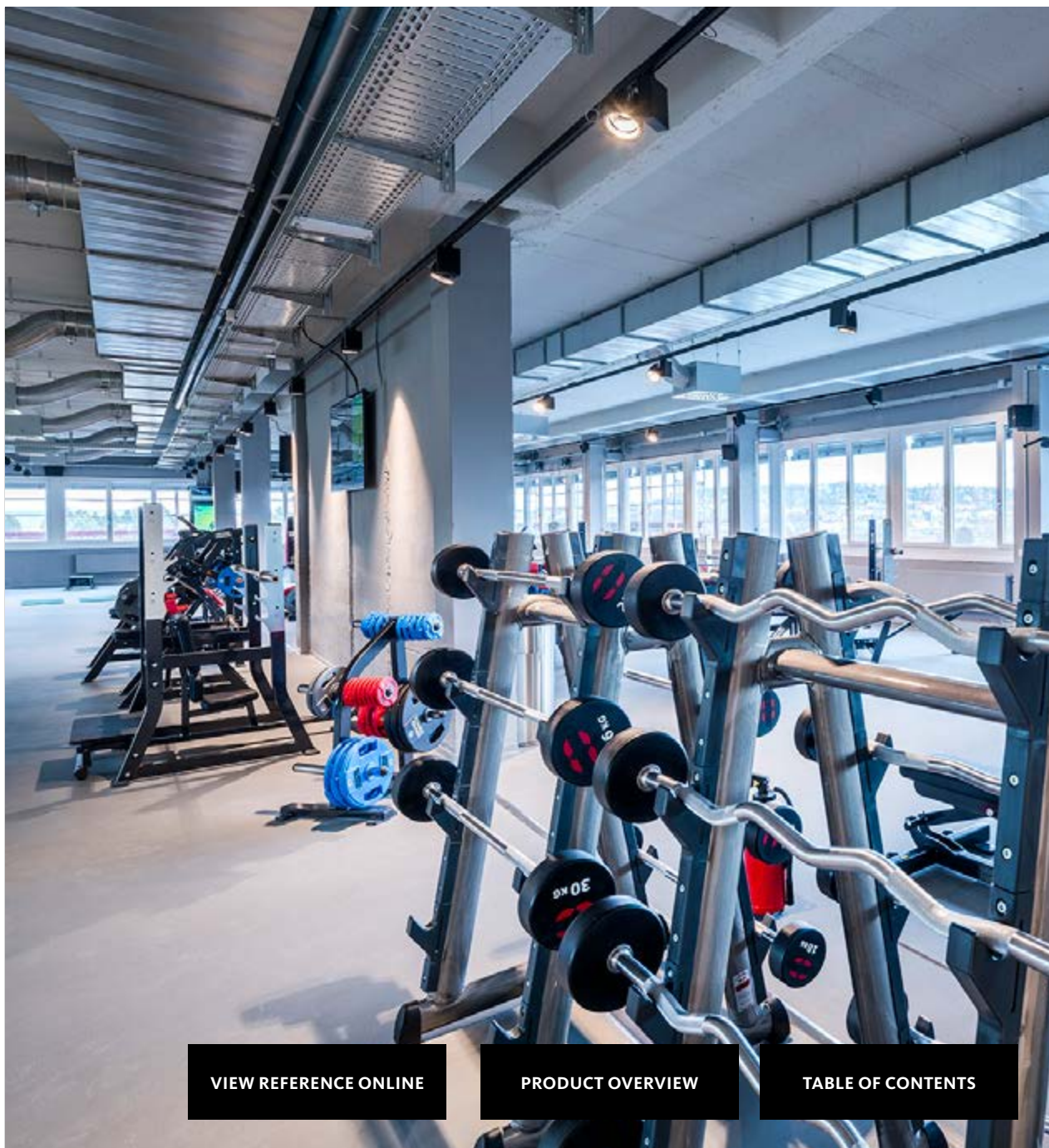
# INJOY

Gera, Germany

---



PRODUCT  
**B.LEE**



[VIEW REFERENCE ONLINE](#)

[PRODUCT OVERVIEW](#)


[TABLE OF CONTENTS](#)

# TITUS

Berlin, Germany



PRODUCT  
**B.LEE**



[VIEW REFERENCE ONLINE](#)

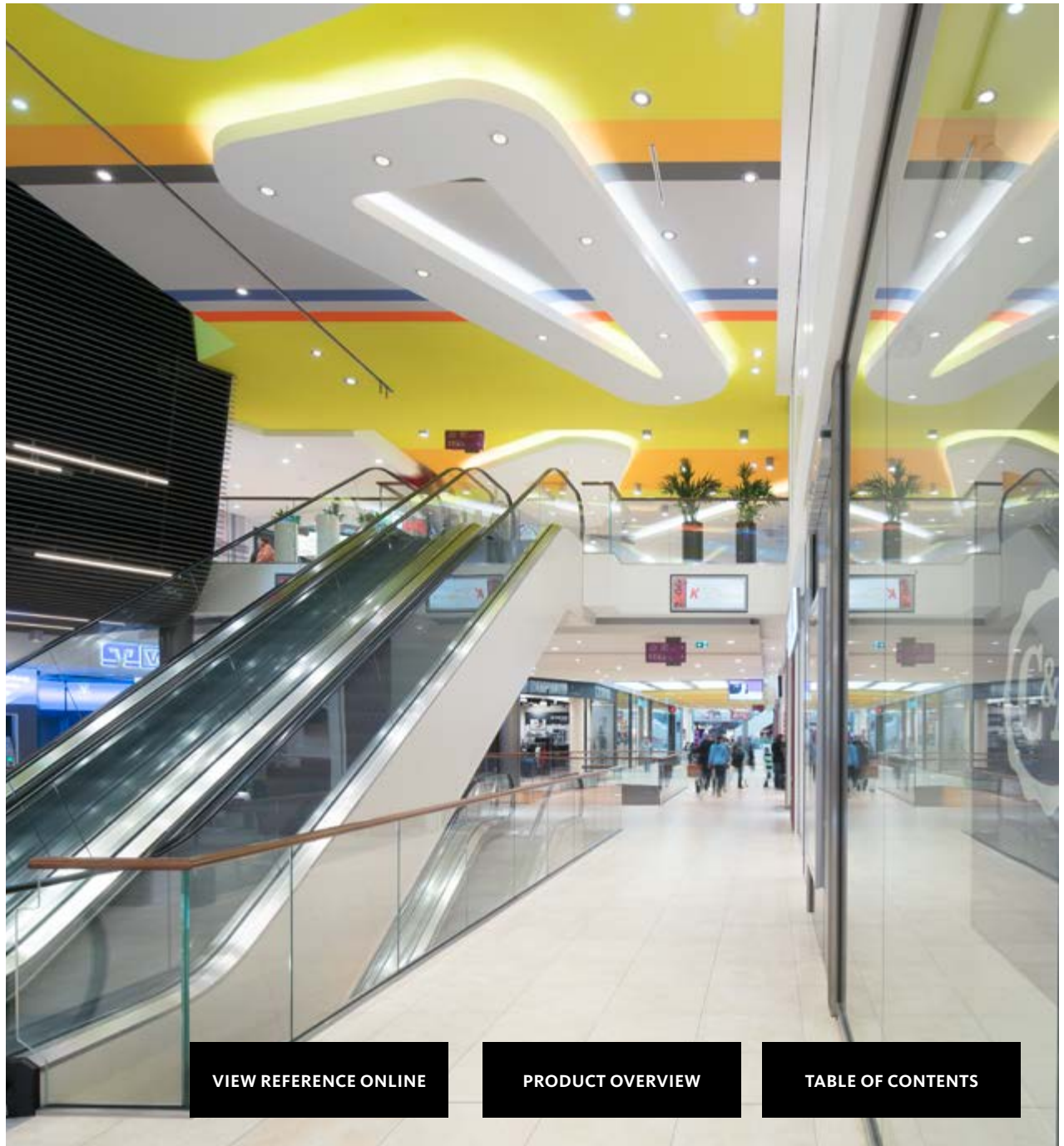
[PRODUCT OVERVIEW](#)

[TABLE OF CONTENTS](#)

# K IN LAUTERN

*Kaiserslautern, Germany*

---



[VIEW REFERENCE ONLINE](#)


[PRODUCT OVERVIEW](#)

[TABLE OF CONTENTS](#)

# VEDES SPIEL + FREIZEIT

Heidelberg, Germany

---



PRODUCT  
**QUIRA  
PLUS**

---

[VIEW REFERENCE ONLINE](#)

[PRODUCT OVERVIEW](#)

[TABLE OF CONTENTS](#)

A BMW i8 sports car is the central focus, parked in a modern workshop. The car is orange and black, with a license plate that reads "100 % LED". Above the car, the word "OKTALITE" is written in white. The background shows various workshop equipment, including a car lift, a blue barrel, and a tire leaning against a stand. The overall scene is dimly lit, with the car's headlights and the workshop lights providing the main illumination.

OKTALITE

# LIGHT & AUTOMOTIVE

100 % LED

TABLE OF CONTENTS



**BMW MOTORRADZENTRUM** – *München, Germany*

**VW ERIK ARNESEN BRYN** – *Oslo, Norway*

**STEINER** – *Zürich, Switzerland*

**AUTOMAG MINI** – *München, Germany*

**BMW MÄRTIN** – *Freiburg, Germany*

**RENAULT BOSSUYT** – *Waregem, Belgium*




# BMW MOTORRAD- ZENTRUM

*Munic, Germany*

---



PRODUCT  
**TARO**



[VIEW REFERENCE ONLINE](#)

[PRODUCT OVERVIEW](#)

[TABLE OF CONTENTS](#)

# VW ERIK ARNESEN BRYN


*Oslo, Norway*

---



PRODUCT  
**TARO**

---



[VIEW REFERENCE ONLINE](#)

[PRODUCT OVERVIEW](#)

[TABLE OF CONTENTS](#)

# STEINER

Zurich, Switzerland

---



PRODUCT  
**TARO  
MINI**



[VIEW REFERENCE ONLINE](#)

[PRODUCT OVERVIEW](#)

[TABLE OF CONTENTS](#)

# AUTOMAG MINI

*Munic, Germany*



PRODUCT  
**CANILO**



[VIEW REFERENCE ONLINE](#)

[PRODUCT OVERVIEW](#)

[TABLE OF CONTENTS](#)

# BMW MÄRTIN

*Freiburg, Germany*

---



PRODUCT  
**SISTEMA**



[PRODUCT OVERVIEW](#)

[TABLE OF CONTENTS](#)


# RENAULT BOSSUYT

Waregem, Belgium

---



PRODUCT  
**B.LEE**



[PRODUCT OVERVIEW](#)

[TABLE OF CONTENTS](#)



OKTALITE

---

# PRODUCT RANGE

TABLE OF CONTENTS

# OUR PRODUCTS

## LIGHTING TECHNOLOGY – LED

Our luminaires are efficient. For us the optimum mix of light effect and energy requirements is the basis of every lighting concept and of every product innovation.

Our luminaires create orientation, guide, attract attention to your goods and arouse interest.



PAGE 38-56

### SURFACE-MOUNTED DIRECTIONAL SPOTLIGHT



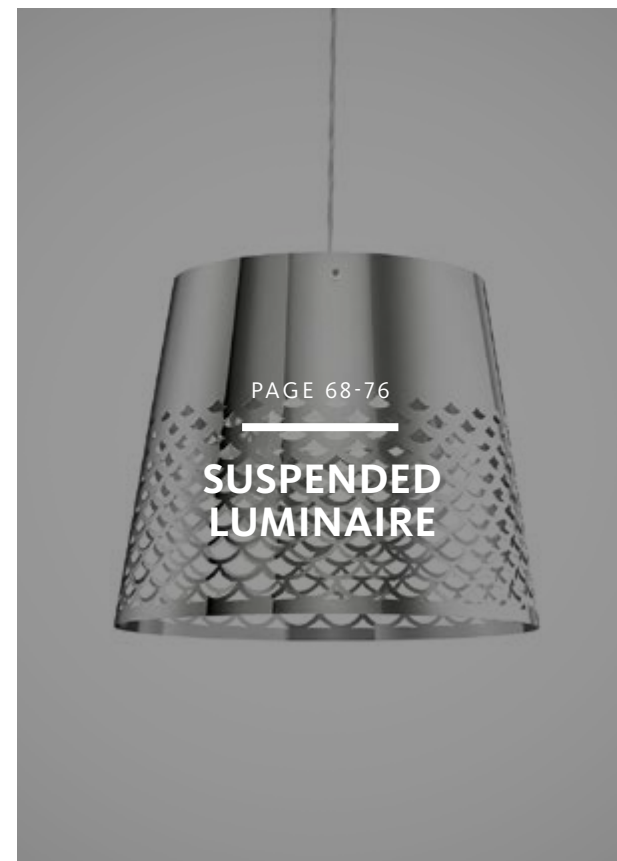
PAGE 77-84

### SYSTEMS



PAGE 57-67

### RECESSED DIRECTIONAL SPOTLIGHT



PAGE 68-76

### SUSPENDED LUMINAIRE



# B.LEE

The spotlight that sets new standards: B.LEE is not only flexible, but also extremely powerful and versatile. Whether restrained or front and centre: optimum cooling management defines the design, and the optional decorative rings, make B.LEE a special eyecatcher.

## Technical details

Type of luminaire	<b>Surface-mounted directional spotlight</b>
Lighting technology	<b>LED</b>
Lumen category	<b>1500 lm - 4000 lm</b>
Light colour	<b>2700 K, 3000 K, 3100 K Best Colour, 3100 K Efficient Colour, 3500 K, 4000 K, B+V+C, M, M+F</b>
Supply unit	<b>driver integrated</b>
Variants	<b>LED, LED<sup>IQ</sup></b>

[VIEW THE PRODUCT ONLINE](#)

[PRODUCT OVERVIEW](#)



# B.LEE MINI

B.LEE MINI makes perfect use of its inconspicuous size: the small LED spotlight has an unobtrusive appearance and at the same time a high performance. Exposed cooling ribs optimise the passive cooling management and make for an unmistakable look.

## Technical details

Type of luminaire	<b>Surface-mounted directional spotlight</b>
Lighting technology	<b>LED</b>
Lumen category	<b>1500 lm - 4000 lm</b>
Light colour	<b>2700 K, 3000 K, 3100 K Best Colour, 3100 K Efficient Colour, 3500 K, 4000 K, B+V+C, M, M+F</b>
Supply unit	<b>driver integrated</b>
Variants	<b>LED, LED<sup>IQ</sup></b>

[VIEW THE PRODUCT ONLINE](#)

[PRODUCT OVERVIEW](#)



# BONEO

BONEO is surprising due to its design features in a bi-colour look. The innovative rotating and pivoting joint permits illumination of the goods with pinpoint accuracy. A black anti-glare ring and extremely efficient reflectors guarantee perfect glare suppression for maximum visual comfort. LED<sup>IQ</sup> lighting management for your modernization: prepared for an optional wireless interface the spotlight can also receive the control commands over wireless links in future.

## Technical details

Type of luminaire	<b>Surface-mounted directional spotlight</b>
Lighting technology	<b>LED</b>
Lumen category	<b>1500 lm - 4000 lm</b>
Light colour	<b>2700 K, 3000 K, 3100 K Best Colour, 3100 K Efficient Colour, 3500 K, 4000 K, B+V+C, M, M+F</b>
Supply unit	<b>driver integrated</b>
Variants	<b>LED, LED<sup>IQ</sup></b>

[VIEW THE PRODUCT ONLINE](#)

[PRODUCT OVERVIEW](#)



# B.VEO

Small, fine and high-powered: the flexible accent spotlight for the entry-level segment convinces with its small spotlight head, simple design and tailor-made light with high lumen packages. Generates a calm ceiling pattern with an excellent lighting effect.

## Technical details

Type of luminaire	<b>Surface-mounted directional spotlight</b>
Lighting technology	<b>LED</b>
Lumen category	<b>1500 lm - 4000 lm</b>
Light colour	<b>2700 K, 3000 K, 3100 K Best Colour, 3100 K Efficient Colour, 3500 K, 4000 K, B+V+C, M, M+F</b>
Supply unit	<b>driver integrated</b>
Variants	<b>LED, LED<sup>IQ</sup></b>

[VIEW THE PRODUCT ONLINE](#)

[PRODUCT OVERVIEW](#)



# B.VEO TRACK

With B.VEO TRACK the product family is complete. What is special about this single spotlight variant is its extremely narrow housing that visually almost fuses with the power track. In that way a very uncluttered pattern of the ceiling lighting is obtained. This becomes possible through the integration of the driver into the adapter.

## Technical details

Type of luminaire	<b>Surface-mounted directional spotlight</b>
Lighting technology	<b>LED</b>
Lumen category	<b>3000 lm - 4000 lm</b>
Light colour	<b>2700 K, 3000 K, 3100 K Best Colour, 3100 K Efficient Colour, 3500 K, 4000 K</b>
Supply unit	<b>driver integrated</b>
Variants	<b>LED, LED<sup>IQ</sup></b>

[VIEW THE PRODUCT ONLINE](#)

[PRODUCT OVERVIEW](#)



# B.VEO TWIN

B.VEO TWIN with two spotlight heads and unobtrusive housing is the ideal partner for the strongly accentuated and yet harmonious ceiling and wall design. Hence the number of spotlights can be doubled or the unit can be systematically supplemented with the same number of luminaires and without additional driver housings: the calm overall impression remains!

## Technical details

Type of luminaire	<b>Surface-mounted directional spotlight</b>
Lighting technology	<b>LED</b>
Lumen category	<b>1500 lm - 4000 lm</b>
Light colour	<b>2700 K, 3000 K, 3100 K Best Colour, 3100 K Efficient Colour, 3500 K, 4000 K, B+V+C, M, M+F</b>
Supply unit	<b>driver integrated</b>
Variants	<b>LED, LED<sup>IQ</sup></b>

[VIEW THE PRODUCT ONLINE](#)

[PRODUCT OVERVIEW](#)



# CANILO PLUS

CANILO Plus is the power package of the Canilo luminaire family. With up to 6,000 lumens it can be used wherever a high output is required – in rooms with high ceilings, for example, or where marked accents and a dramatic interplay of light and shadows are required.

## Technical details

Type of luminaire	<b>Surface-mounted directional spotlight</b>
Lighting technology	<b>LED</b>
Socket	<b>3000 lm - 6000 lm</b>
Light colour	<b>2700 K, 3000 K, 3100 K Best Colour, 3100 K Efficient Colour, 3500 K, 4000 K, B+V+C, M, M+F</b>
Supply unit	<b>driver integrated</b>
Variants	<b>LED, LED<sup>IQ</sup></b>

[VIEW THE PRODUCT ONLINE](#)

[PRODUCT OVERVIEW](#)



# CANILO

CANILO is characterised by classic, elegant design and provides a special element for supporting the customer's CI: the lateral bracket can be adapted colour-wise to customise it. The set-back reflector with integrated anti-glare ring provides a high degree of visual comfort. At the same time the surface-mounted spotlight stands for high performance and efficiency.

## Technical details

Type of luminaire	<b>Surface-mounted directional spotlight</b>
Lighting technology	<b>LED</b>
Lumen category	<b>1500 lm - 4000 lm</b>
Light colour	<b>2700 K, 3000 K, 3100 K Best Colour, 3100 K Efficient Colour, 3500 K, 4000 K, B+V+C, M, M+F</b>
Supply unit	<b>driver integrated</b>
Variants	<b>LED, LED<sup>IQ</sup></b>

[VIEW THE PRODUCT ONLINE](#)

[PRODUCT OVERVIEW](#)



# DOPPIO

The alternative to the classic strip light: our new aisle area luminaire DOPPIO made of continuously cast aluminium. With this lighting system you set new accents, enliven your area and give your store a personal touch. The twin spotlight provides the best illumination with the best energy efficiency. The special plus point: DOPPIO has an adjustable beam angle so that the light adjusts to the aisle width.

## Technical details

Type of luminaire	<b>Surface-mounted directional spotlight</b>
Lighting technology	<b>LED</b>
Lumen category	<b>8000 lm - 10000 lm</b>
Light colour	<b>2700 K, 3000 K, 3100 K Efficient Colour, 3500 K, 4000 K</b>
Supply unit	<b>driver integrated</b>
Variants	<b>LED, LED<sup>IQ</sup></b>

[VIEW THE PRODUCT ONLINE](#)

[PRODUCT OVERVIEW](#)



# FANO MINI

FANO MINI's distinguishing feature is its cubic, linear design. The perfect supplement to the successful product family in miniature format with almost closed housing. Flexible in use and particularly suitable for low ceiling heights.

## Technical details

Type of luminaire	<b>Surface-mounted directional spotlight</b>
Lighting technology	<b>LED</b>
Lumen category	<b>1500 lm - 4000 lm</b>
Light colour	<b>2700 K, 3000 K, 3100 K Best Colour, 3100 K Efficient Colour, 3500 K, 4000 K, B+V+C, M, M+F</b>
Supply unit	<b>driver integrated</b>
Variants	<b>LED, LED<sup>IQ</sup></b>

[VIEW THE PRODUCT ONLINE](#)

[PRODUCT OVERVIEW](#)



# GRADO

The relaunch perfects the proven GRADO by means of a smaller and lighter design. GRADO is characterized by the precise large-area wall illumination for graphics, displays or visuals and the systematic illumination of assortment-containing aisles and goods, e.g. on back walls. At the same time, the specially developed rectangular reflector provides optimum glare-reduction in addition to the homogenous light distribution with soft edges.

## Technical details

Type of luminaire	<b>Surface-mounted directional spotlight</b>
Lighting technology	<b>LED</b>
Lumen category	<b>2000 lm - 5000 lm</b>
Light colour	<b>2700 K, 3000 K, 3100 K Best Colour, 3100 K Efficient Colour, 3500 K, 4000 K</b>
Supply unit	<b>driver integrated</b>
Variants	<b>LED, LED<sup>IQ</sup></b>

[VIEW THE PRODUCT ONLINE](#)

[PRODUCT OVERVIEW](#)



# GRADO TWIN

New possibilities for the lighting of assortment aisles: GRADO TWIN ensures, with its two luminaire heads tiltable to both sides through 110°, optimum illumination of goods in the assortment aisle as well as over the entire height of a shelf. Both luminaire heads are equipped with a glare-suppressed rectangular reflector – this means a marked increase in visual comfort by means of balanced light distribution on the goods.

## Technical details

Type of luminaire	<b>Surface-mounted directional spotlight</b>
Lighting technology	<b>LED</b>
Lumen category	<b>4000 lm - 5000 lm</b>
Light colour	<b>2700 K, 3000 K, 3100 K Best Colour, 3100 K Efficient Colour, 3500 K, 4000 K</b>
Supply unit	<b>driver integrated</b>
Variants	<b>LED, LED<sup>IQ</sup></b>

[VIEW THE PRODUCT ONLINE](#)

[PRODUCT OVERVIEW](#)



# IN.EVO

IN.EVO unites aesthetics and light intensity on the power track. The compact, spherical luminaire head creates the appearance of hovering. The manoeuvrable spotlight requires little space and can even be used on vertically mounted power tracks. With LED-IQ, In.Evo provides the best prerequisites for intelligent lighting management and hence more attraction at the point of sale.

## Technical details

Type of luminaire	<b>Surface-mounted directional spotlight</b>
Lighting technology	<b>LED</b>
Lumen category	<b>3000 lm - 4000 lm</b>
Light colour	<b>2700 K, 3000 K, 3100 K Best Colour, 3100 K Efficient Colour, 3500 K, 4000 K</b>
Supply unit	<b>driver integrated</b>
Variants	<b>LED, LED<sup>IQ</sup></b>

[VIEW THE PRODUCT ONLINE](#)

[PRODUCT OVERVIEW](#)



# LIGHTPANEL G2

Large areas demand efficient and powerful lighting systems. LIGHTPANEL provides the optimum solution and can be equipped with up to 8000 lm. Hence rooms with high ceilings can also be efficiently and homogeneously illuminated. Two light colours and two different beam characteristics provide great flexibility for the requirements in the retail trade.

## Technical details

Type of luminaire	<b>Surface-mounted directional spotlight</b>
Lighting technology	<b>LED</b>
Lumen category	<b>6500 lm - 8000 lm</b>
Light colour	<b>3000 K, 4000 K</b>
Supply unit	<b>driver integrated</b>
Variants	<b>LED, LED<sup>IQ</sup></b>

[VIEW THE PRODUCT ONLINE](#)

[PRODUCT OVERVIEW](#)



# LOBU

LOBU brings reduced luminaire design in a small structural shape with powerful lighting characteristics onto the sales floor. The best possible light distribution in every tilted position systematically sets the scene for the goods. Colour combination possibilities for the housing and the reflector ring provide design freedom for more individuality.

## Technical details

Type of luminaire	<b>Surface-mounted directional spotlight</b>
Lighting technology	<b>LED</b>
Lumen category	<b>1500 lm - 4000 lm</b>
Light colour	<b>2700 K, 3000 K, 3100 K Best Colour, 3100 K Efficient Colour, 3500 K, 4000 K, B+V+C, M, M+F</b>
Supply unit	<b>driver integrated</b>
Variants	<b>LED, LED<sup>IQ</sup></b>

[VIEW THE PRODUCT ONLINE](#)

[PRODUCT OVERVIEW](#)



# QUAD

Innovation in all areas: the use of a translucent ceramic as both a heat sink and design element and the light-bundling collimator technology make possible the extremely flat QUAD design. Lens disks can be used to set the ideal beam angle - quickly and easily.

## Technical details

Type of luminaire	<b>Surface-mounted directional spotlight</b>
Lighting technology	<b>LED</b>
Lumen category	<b>3600 lm</b>
Light colour	<b>3000 K, 3500 K</b>
Supply unit	<b>driver integrated</b>
Variants	<b>LED, LED<sup>IQ</sup></b>

[VIEW THE PRODUCT ONLINE](#)

[PRODUCT OVERVIEW](#)



# QUAD.TOO

Innovation in all areas: the use of a translucent ceramic as both a heat sink and design element and the light-bundling collimator technology makes possible the extremely flat QUAD.too design. Its track-friendly power supply means it can be installed horizontally at the track or concealed in the ceiling duct.

## Technical details

Type of luminaire	<b>Surface-mounted directional spotlight</b>
Lighting technology	<b>LED</b>
Lumen category	<b>3600 lm</b>
Light colour	<b>3000 K, 3500 K</b>
Supply unit	<b>driver integrated</b>
Variants	<b>LED, LED<sup>IQ</sup></b>

[VIEW THE PRODUCT ONLINE](#)

[PRODUCT OVERVIEW](#)



# TARO

TARO offers great flexibility: the freely movable luminaire head swivels by up to 80° while realising an exceptionally effective light incidence. Thanks to its compact installation depth, this spotlight requires little space for ceiling installation. It thus combines the advantages of a recessed solution with the features of a surface-mounted directional spot.

## Technical details

Type of luminaire	<b>Surface-mounted directional spotlight</b>
Lighting technology	<b>LED</b>
Lumen category	<b>1500 lm - 4000 lm</b>
Light colour	<b>2700 K, 3000 K, 3100 K Best Colour, 3100 K Efficient Colour, 3500 K, 4000 K, B+V+C, M, M+F</b>
Supply unit	<b>driver integrated</b>
Variants	<b>LED, LED<sup>IQ</sup></b>

[VIEW THE PRODUCT ONLINE](#)

[PRODUCT OVERVIEW](#)



# TARO MINI

TARO MINI – small and flexible. The track-friendly power supply enables both horizontal installation at the track in ceiling ducts as well as vertical installation. The single-axis attachment of the luminaire head makes the TARO MINI incredibly easy to handle.

## Technical details

Type of luminaire	<b>Surface-mounted directional spotlight</b>
Lighting technology	<b>LED</b>
Lumen category	<b>1500 lm - 4000 lm</b>
Light colour	<b>2700 K, 3000 K, 3100 K Best Colour, 3100 K Efficient Colour, 3500 K, 4000 K, B+V+C, M, M+F</b>
Supply unit	<b>driver integrated</b>
Variants	<b>LED, LED<sup>IQ</sup></b>

[VIEW THE PRODUCT ONLINE](#)

[PRODUCT OVERVIEW](#)



# AGIRA PLUS


As a high-performance recessed directional LED spotlight, AGIRA PLUS rounds off the AGIRA product family – in that way concepts with different ceiling heights and area sizes can be easily implemented with one luminaire type. The spotlights can be turned through 355° and tilted in two directions through 30° in each case – which is ideal for targeted and flexible illumination of goods. AGIRA PLUS combines the advantages of a gimbal-mounted luminaire with those of a classic recessed spotlight.

## Technical details

Type of luminaire	<b>Recess-mounted directional spotlight</b>
Lighting technology	<b>LED</b>
Lumen category	<b>1500 lm - 5000 lm</b>
Light colour	<b>2700 K, 3000 K, 3100 K Best Colour, 3100 K Efficient Colour, 3500 K, 4000 K, B+V+C, M, M+F</b>
Supply unit	<b>driver separate</b>
Variants	<b>LED, LED<sup>IQ</sup></b>

[VIEW THE PRODUCT ONLINE](#)

[PRODUCT OVERVIEW](#)



# AGIRA

It is a small structure with maximum flexibility. That characterises AGIRA since the spotlight can be swivelled round one axis and additionally can be rotated through 355 degrees and hence combined the advantages of a gimbal-mounted luminaire with those of a classic recessed spotlight. In that way the light purposefully reaches the goods and sets accents there.

## Technical details

Type of luminaire	<b>Recess-mounted directional spotlight</b>
Lighting technology	<b>LED</b>
Lumen category	<b>1500 lm - 4000 lm</b>
Light colour	<b>2700 K, 3000 K, 3100 K Best Colour, 3100 K Efficient Colour, 3500 K, 4000 K, B+V+C, M, M+F</b>
Supply unit	<b>driver separate</b>
Variants	<b>LED, LED<sup>IQ</sup></b>

[VIEW THE PRODUCT ONLINE](#)
[PRODUCT OVERVIEW](#)



# B.VEO ON

The supplementing of the product family with B.VEO ON now also makes possible store concepts without a power track, since the supply unit is hidden in the ceiling. Unobtrusive ceiling layouts with a high degree of flexibility in light directing are the convincing result.

## Technical details

Type of luminaire	<b>Recess-mounted directional spotlight</b>
Lighting technology	<b>LED</b>
Lumen category	<b>1500 lm - 4000 lm</b>
Light colour	<b>2700 K, 3000 K, 3100 K Best Colour, 3100 K Efficient Colour, 3500 K, 4000 K, B+V+C, M, M+F</b>
Supply unit	<b>driver separate</b>
Variants	<b>LED, LED<sup>IQ</sup></b>

[VIEW THE PRODUCT ONLINE](#)

[PRODUCT OVERVIEW](#)



# LOBU

LOBU, as a recessed directional spotlight, is an efficient power package of compact design. Turning through 355° and swivelling through 140°, in every swivelled position it systematically sets the scene for goods. The customized choice of colour for the reflector ring in white or black makes two-coloured luminaire design possible.

## Technical details

Type of luminaire	<b>Recess-mounted directional spotlight</b>
Lighting technology	<b>LED</b>
Lumen category	<b>1500 lm - 4000 lm</b>
Light colour	<b>2700 K, 3000 K, 3100 K Best Colour, 3100 K Efficient Colour, 3500 K, 4000 K, B+V+C, M, M+F</b>
Supply unit	<b>driver separate</b>
Variants	<b>LED, LED<sup>IQ</sup></b>

[VIEW THE PRODUCT ONLINE](#)

[PRODUCT OVERVIEW](#)



# MIOVA

The elegant wallwasher redefines elegance in retail lighting. With mini standard dimensions of 300 x 50 mm this recessed luminaire can be integrated almost invisibly into the ceiling and flush with it. It generates homogeneous wall illumination that is ideally suited to the reduced style of today's premium stores.

## Technical details

Type of luminaire	<b>Recess-mounted directional spotlight</b>
Lighting technology	<b>LED</b>
Lumen category	<b>2000 lm - 5000 lm</b>
Light colour	<b>2700 K, 3000 K, 3100 K Best Colour, 3100 K Efficient Colour, 3500 K, 4000 K</b>
Supply unit	<b>driver separate</b>
Variants	<b>LED, LED<sup>IQ</sup></b>

[VIEW THE PRODUCT ONLINE](#)

[PRODUCT OVERVIEW](#)



# NIMBUS VARIO PLUS

High luminous flux with homogeneous light distribution and light incidence flush with the ceiling: NIMBUS VARIO PLUS efficiently illuminates the target surface. This wallwasher can be flexibly adjusted to match the individual ceiling height and merchandise presentation.

## Technical details

Type of luminaire	<b>Recessed wall-washing floodlights</b>
Lighting technology	<b>LED</b>
Lumen category	<b>1500 lm - 4000 lm</b>
Light colour	<b>2700 K, 3000 K, 3100 K Best Colour, 3100 K Efficient Colour, 3500 K, 4000 K, B+V+C, M, M+F</b>
Supply unit	<b>driver separate</b>
Variants	<b>LED, LED<sup>IQ</sup></b>

[VIEW THE PRODUCT ONLINE](#)
[PRODUCT OVERVIEW](#)



# QUAD

Installation from the ceiling-flush downlight for an uncluttered appearance to the swivelled out spotlight for the accentuation of the high-level decorative elements – QUAD is extremely adaptable and space-saving. The use of translucent ceramic material as a cooling and design element and of collimator technology for light bundling permits an extremely flat design of the QUAD recessed spotlight and an extremely shallow mounting depth.

## Technical details

Type of luminaire	<b>Recess-mounted directional spotlight</b>
Lighting technology	<b>LED</b>
Lumen category	<b>3600 lm</b>
Light colour	<b>3000 K, 3500 K</b>
Supply unit	<b>driver separate</b>
Variants	<b>LED, LED<sup>IQ</sup></b>

[VIEW THE PRODUCT ONLINE](#)

[PRODUCT OVERVIEW](#)





# QUIRA PLUS

Lighting modernisation made easy with QUIRA PLUS: three ceiling opening dimensions – one spotlight! At the same time lighting comfort and level of performance for the recessed spotlight are to be taken for granted. QUIRA PLUS can be swivelled in to accentuate the merchandise in the sales room and at the same time it remains flush with the ceiling. And swivelled out, QUIRA PLUS reaches every high-level decoration with pinpoint accuracy.

## Technical details

Type of luminaire	<b>Recess-mounted directional spotlight</b>
Lighting technology	<b>LED</b>
Lumen category	<b>1500 lm - 5000 lm</b>
Light colour	<b>2700 K, 3000 K, 3100 K Best Colour, 3100 K Efficient Colour, 3500 K, 4000 K, B+V+C, M, M+F</b>
Supply unit	<b>driver separate</b>
Variants	<b>LED, LED<sup>IQ</sup></b>

[VIEW THE PRODUCT ONLINE](#)

[PRODUCT OVERVIEW](#)



# QUIRA

QUIRA – the recessed spotlight with impressive features: powerful and extremely flexible, yet small and handy. QUIRA can be swivelled to accentuate merchandise while remaining flush with the ceiling. And when extended, QUIRA precisely illuminates all high-level decoration.

## Technical details

Type of luminaire	<b>Recess-mounted directional spotlight</b>
Lighting technology	<b>LED</b>
Lumen category	<b>1500 lm - 4000 lm</b>
Light colour	<b>2700 K, 3000 K, 3100 K Best Colour, 3100 K Efficient Colour, 3500 K, 4000 K, B+V+C, M, M+F</b>
Supply unit	<b>driver separate</b>
Variants	<b>LED, LED<sup>IQ</sup></b>

[VIEW THE PRODUCT ONLINE](#)

[PRODUCT OVERVIEW](#)



# TARO

Taro's two-colour design and outstanding performance and efficiency make this luminaire a top choice. Thanks to its sophisticated heat management, TARO's light yield is nothing short of excellent. And the single-axis attachment of the luminaire head also makes handling incredibly easy.

## Technical details

Type of luminaire	<b>Recess-mounted directional spotlight</b>
Lighting technology	<b>LED</b>
Lumen category	<b>1500 lm - 4000 lm</b>
Light colour	<b>2700 K, 3000 K, 3100 K Best Colour, 3100 K Efficient Colour, 3500 K, 4000 K, B+V+C, M, M+F</b>
Supply unit	<b>driver separate</b>
Variants	<b>LED, LED<sup>IQ</sup></b>

[VIEW THE PRODUCT ONLINE](#)

[PRODUCT OVERVIEW](#)



# TARO MINI

TARO MINI enables perfect illumination of decorations placed at higher levels. TARO MINI is not just small and extremely easy to install, but extremely flexible as well: the freely movable luminaire head swivels up to 80°, and thanks to its compact installation depth this spotlight requires minimum space for ceiling installation. In all, it combines the advantages of recessed and surface-mounted spotlights.

## Technical details

Type of luminaire	<b>Recess-mounted directional spotlight</b>
Lighting technology	<b>LED</b>
Lumen category	<b>1500 lm - 4000 lm</b>
Light colour	<b>2700 K, 3000 K, 3100 K Best Colour, 3100 K Efficient Colour, 3500 K, 4000 K, B+V+C, M, M+F</b>
Supply unit	<b>driver separate</b>
Variants	<b>LED, LED<sup>IQ</sup></b>

[VIEW THE PRODUCT ONLINE](#)

[PRODUCT OVERVIEW](#)



# CANILO PLUS

The suspended luminaire CANILO PLUS adds a further power package to the CANILO luminaire family. With up to 6000 lumens it is the ideal choice for rooms with high ceilings or areas in which strong accents and a dramatic interplay of light and shadows are desired. The adjustment of the pendant length guarantees simple mounting.

## Technical details

Type of luminaire	<b>Suspended luminaire</b>
Lighting technology	<b>LED</b>
Lumen category	<b>3000 lm - 6000 lm</b>
Light colour	<b>2700 K, 3000 K, 3100 K Best Colour, 3100 K Efficient Colour, 3500 K, 4000 K, B+V+C, M, M+F</b>
Supply unit	<b>Driver separate</b>
Variants	<b>LED, LED<sup>IQ</sup></b>

[VIEW THE PRODUCT ONLINE](#)

[PRODUCT OVERVIEW](#)



# CANILO

CANILO is characterised by classic, elegant design and provides a special element for supporting the customer's CI: the lateral bracket can be adjusted colour-wise to customise it. The set-back reflector with an integrated anti-glare ring provides a high degree of visual comfort. The variable suspension that can be adjusted without tools and is in the form of a live wire imparts an elegant look to the suspended luminaire.

## Technical details

Type of luminaire	<b>Suspended luminaire</b>
Lighting technology	<b>LED</b>
Socket	<b>3000 lm</b>
Light colour	<b>2700 K, 3000 K, 3100 K Best Colour, 3100 K Efficient Colour, 3500 K, 4000 K</b>
Supply unit	<b>Driver separate</b>
Variants	<b>LED, LED<sup>IQ</sup></b>

[VIEW THE PRODUCT ONLINE](#)

[PRODUCT OVERVIEW](#)



# IN.VOLA

The decorative suspended luminaire IN.VOLA attracts attention to itself already from far off and supports high-quality shop design. Two glass shade shapes, a spherical and a conical segment, can be chosen from. Besides the decorative lighting effect, an optical light directing system is selectable for systematic product illumination.

## Technical details

Type of luminaire	<b>Suspended luminaires</b>
Lighting technology	<b>LED, E 27</b>
Lumen category	<b>2500 lm</b>
Light colour	<b>2700 K, 3000 K, 3100 K Best Colour, 3100 K Efficient Colour, 3500 K, 4000 K</b>
Supply unit	<b>driver separate/integrated</b>
Variants	<b>LED, LED<sup>IQ</sup></b>

[VIEW THE PRODUCT ONLINE](#)

[PRODUCT OVERVIEW](#)



# LESIMA 350

LESIMA with twice the power! Even from a distance, it's impossible to overlook LESIMA's individual design and decorative accents. The luminaire shade are available in a variety of shapes, sizes and materials, and provide in-room orientation through their specific decorative elements and translucent light patterns. In addition to an appearance that sets just the right mood, LESIMA highlights merchandise in a targeted, powerful manner.

## Technical details

Type of luminaire	<b>Suspended luminaires</b>
Lighting technology	<b>LED</b>
Lumen category	<b>1500 lm - 4000 lm</b>
Light colour	<b>2700 K, 3000 K, 3100 K Best Colour, 3100 K Efficient Colour, 3500 K, 4000 K, B+V+C, M, M+F</b>
Supply unit	<b>driver separate/integrated</b>
Variants	<b>on request</b>

[VIEW THE PRODUCT ONLINE](#)

[PRODUCT OVERVIEW](#)



# LESIMA 200

LESIMA with twice the power! Even from a distance, it's impossible to overlook LESIMA's individual design and decorative accents. The luminaire shade are available in a variety of shapes, sizes and materials, and provide in-room orientation through their specific decorative elements and translucent light patterns. In addition to an appearance that sets just the right mood, LESIMA highlights merchandise in a targeted, powerful manner.

## Technical details

Type of luminaire	<b>Suspended luminaires</b>
Lighting technology	<b>LED</b>
Lumen category	<b>1500 lm - 4000 lm</b>
Light colour	<b>2700 K, 3000 K, 3100 K Best Colour, 3100 K Efficient Colour, 3500 K, 4000 K, B+V+C, M, M+F</b>
Supply unit	<b>driver separate / integrated</b>
Variants	<b>on request</b>

[VIEW THE PRODUCT ONLINE](#)

[PRODUCT OVERVIEW](#)



# LIMBA

Limba is a suspended luminaire in vintage design used as a decorative eye-catcher and for goods presentation. The lampshade made of aluminium is, in the standard version, black on the outside and white inside and a black textile cable underlines the high-quality appearance. Also customized colour combinations are possible on request. With LED<sup>IQ</sup> lighting management for an optional wireless interface the luminaire provides an intelligent solution for more comfort, quality and economic efficiency.

## Technical details

Type of luminaire	<b>Suspended luminaires</b>
Lighting technology	<b>LED, E 27</b>
Lumen category	<b>1500 lm - 5000 lm</b>
Light colour	<b>2700 K, 3000 K, 3100 K Best Colour, 3100 K Efficient Colour, 3500 K, 4000 K, B+V+C, M, M+F</b>
Supply unit	<b>driver integrated</b>
Variants	<b>LED, LED<sup>IQ</sup></b>

[VIEW THE PRODUCT ONLINE](#)

[PRODUCT OVERVIEW](#)



# LORETO

LORETO combines performance with large-area, visible light and in that way is ideally qualified for representative areas such as malls or entrance areas. Three different diameters, two different light colours and three pendant lengths leave a lot of leeway for supporting the architecture. At the same time, LORETO is, with its up to 10,000 lm a real power package.

## Technical details

Type of luminaire **Suspended luminaires**

Lighting technology **LED**

Lumen category **5000 lm - 10000 lm**

Light colour **3000 K, 4000 K**

Supply unit **driver integrated**

Variants **LED, LED<sup>IQ</sup>**

[VIEW THE PRODUCT ONLINE](#)

[PRODUCT OVERVIEW](#)



# QUAD

**Power tracks** The 3-circuit power track system made of aluminium for flexible applications adapts to all retail areas – whether mounted horizontally or vertically, or as a suspended system. Thanks to various lengths of 1 to 3 metres, customised configurations can be easily put together.

## Technical details

Type of luminaire	<b>Suspended luminaires</b>
Lighting technology	<b>LED</b>
Lumen category	<b>3600 lm</b>
Light colour	<b>3000 K, 3500 K</b>
Supply unit	<b>driver integrated</b>

[VIEW THE PRODUCT ONLINE](#)

[PRODUCT OVERVIEW](#)



# TARO

TARO is especially eye-catching as a suspended luminaire. Its translucent acrylic ring creates a greater effect at a distance, and the glare rings that limit looking into the luminaire enable its appearance to be customised to a greater extent. The conical sleeve for the textile-clad power lead completes the high fabrication quality of this luminaire.

## Technical details

Type of luminaire	<b>Suspended luminaires</b>
Lighting technology	<b>LED</b>
Lumen category	<b>1500 lm - 4000 lm</b>
Light colour	<b>2700 K, 3000 K, 3100 K Best Colour, 3100 K Efficient Colour, 3500 K, 4000 K, B+V+C, M, M+F</b>
Supply unit	<b>driver separate / integrated</b>
Variants	<b>LED, LED<sup>IQ</sup></b>

[VIEW THE PRODUCT ONLINE](#)

[PRODUCT OVERVIEW](#)



# C-LINE

Lighting systems with longer modules are becoming increasingly popular. No wonder since they save installation times and money as correspondingly fewer strip lighting modules are required. C-LINE is, with a module length of 1720 mm, our answer to this trend. The cost-saving variant to the classic strip light is convincing due to its abundance of variants and fast mounting for industry and the retail trade.

## Technical details

Type of luminaire	<b>Systems</b>
Lighting technology	<b>LED</b>
Lumen category	<b>4000 lm, 6000 lm, 8000 lm, 10.000 lm, 12.000 lm</b>
Light colour	<b>3000 K, 4000 K, 6500 K</b>
Supply unit	<b>driver integrated</b>
Variants	<b>on request</b>

[VIEW THE PRODUCT ONLINE](#)

[PRODUCT OVERVIEW](#)



# E-LINE

Light strip system with choice of reflector types for base lighting of sales floors, for ceiling mounting or height-adjustable suspension using steel wires.

## Technical details

Type of luminaire	<b>Systems</b>
Lighting technology	<b>LED, T5</b>
Lumen category	<b>4000 lm, 5000 lm, 6500 lm, 8000 lm, 13000 lm</b>
Light colour	<b>3000 K, 4000 K, 6500 K</b>
Supply unit	<b>driver integrated</b>
Variants	<b>LED, T5</b>

[VIEW THE PRODUCT ONLINE](#)

[PRODUCT OVERVIEW](#)



# SISTEMA

SISTEMA – the modular recessed luminaire system with rectangular design features tool-free installation from frame to illumination module. Whether as a gimballed recessed spot or surface-mounted directional spot – it can be combined in your shop an innume

## Technical details

Type of luminaire	<b>Systems</b>
Lighting technology	<b>LED</b>
Lumen category	<b>1500 lm - 4000 lm</b>
Light colour	<b>2700 K, 3000 K, 3100 K Best Colour, 3100 K Efficient Colour, 3500 K, 4000 K, B+V+C, M, M+F</b>
Supply unit	<b>driver separate</b>
Variants	<b>LED, LED<sup>IQ</sup></b>

[VIEW THE PRODUCT ONLINE](#)

[PRODUCT OVERVIEW](#)



# SISTEMA COMPACT

Compact, flexible, modular – SISTEMA COMPACT is convincing with assembly completely without tools from the frame to the lighting module. Whether a recessed spotlight or a surface-mounted directional spotlight – the possible combinations of the modules are wide-ranging and provide design networking with other product families for an integrated store concept.

## Technical details

Type of luminaire	<b>Systems</b>
Lighting technology	<b>LED</b>
Lumen category	<b>3000 lm - 4000 lm</b>
Light colour	<b>2700 K, 3000 K, 3100 K Best Colour, 3100 K Efficient Colour, 3500 K, 4000 K</b>
Supply unit	<b>driver separate</b>
Variants	<b>LED, LED<sup>IQ</sup></b>

[VIEW THE PRODUCT ONLINE](#)

[PRODUCT OVERVIEW](#)





# TWINGLE BASIC

TWINGLE SERIES – Six white light colours, three modules, one concept: directed, additive light with a low luminance emphasises goods and architectural elements without dazzling the observer. In that way you create a pleasant sales atmosphere with elegant and high-class effects. TWINGLE BASIC generates homogeneous ambient lighting in the room.

## Technical details

Type of luminaire	<b>Systems</b>
Lighting technology	<b>LED</b>
Lumen category	<b>2000 lm - 3000 lm</b>
Light colour	<b>2700 K, 3000 K, 3100 K Best Colour, 3100 K Efficient Colour, 3500 K, 4000 K</b>
Supply unit	<b>driver integrated</b>
Variants	<b>LED, LED<sup>IQ</sup></b>

[VIEW THE PRODUCT ONLINE](#)

[PRODUCT OVERVIEW](#)



# TWINGLE WALL

TWINGLE SERIES – Six white light colours, three modules, one concept: directed, additive light with a low luminance emphasises goods and architectural elements without dazzling the observer. In that way you create a pleasant sales atmosphere with elegant and high-class effects. TWINGLE WALL generates homogeneous vertical illumination where the light emission is flush with the ceiling.

## Technical details

Type of luminaire	<b>Systems</b>
Lighting technology	<b>LED</b>
Lumen category	<b>2000 lm - 3000 lm</b>
Light colour	<b>2700 K, 3000 K, 3100 K Best Colour, 3100 K Efficient Colour, 3500 K, 4000 K</b>
Supply unit	<b>driver integrated</b>
Variants	<b>LED, LED<sup>IQ</sup></b>

[VIEW THE PRODUCT ONLINE](#)

[PRODUCT OVERVIEW](#)



# TWINGEL SPOT

TWINGEL SERIES – Six white light colours, three modules, one concept: directed, additive light with a low luminance emphasises goods and architectural elements without dazzling the observer. In that way you create a pleasant sales atmosphere with elegant and high-class effects. TWINGEL SPOT accentuates the goods with a focusable beam angle.

## Technical details

Type of luminaire	<b>Systems</b>
Lighting technology	<b>LED</b>
Lumen category	<b>1000 lm - 1500 lm</b>
Light colour	<b>2700 K, 3000 K, 3100 K Best Colour, 3100 K Efficient Colour, 3500 K, 4000 K</b>
Supply unit	<b>driver integrated</b>
Variants	<b>LED, LED<sup>IQ</sup></b>

[VIEW THE PRODUCT ONLINE](#)

[PRODUCT OVERVIEW](#)



# TWINGLE TRACK

TWINGLE TRACK supplements the TWINGLE SERIES with a single spotlight variant for the 3-circuit power track that accentuates the goods with a focusable beam angle. The extremely narrow housing almost fuses visually with the track as a result of which a very uncluttered ceiling pattern is obtained. This becomes possible due to the integration of the driver into the adapter.

## Technical details

Type of luminaire	<b>Systems</b>
Lighting technology	<b>LED</b>
Lumen category	<b>1000 lm - 1500 lm</b>
Light colour	<b>2700 K, 3000 K, 3100 K Best Colour, 3100 K Efficient Colour, 3500 K, 4000 K</b>
Supply unit	<b>driver integrated</b>
Variants	<b>LED, LED<sup>IQ</sup></b>

[VIEW THE PRODUCT ONLINE](#)

[PRODUCT OVERVIEW](#)



[TO THE OKTALITE WEBSITE](#)

[PRODUCT OVERVIEW](#)

## CONTACT

Oktalite Lighting technology GmbH  
Mathias-Brüggen-Straße 73  
50829 Cologne (Cologne)

T +49 221 59767-0

F +49 221 59767-40

E-Mail: [mail@oktalite.com](mailto:mail@oktalite.com)